

Proposal

Seminole County Criminal Justice Center

Motorola Solutions In-building Distributed Antenna System

November 3, 2025

The design, technical, and price information furnished with this proposal is proprietary information of Motorola Solutions, Inc. (Motorola). Such information is submitted with the restriction that it is to be used only for the evaluation of the proposal, and is not to be disclosed publicly or in any manner to anyone other than those required to evaluate the proposal, without the express written permission of Motorola Solutions, Inc.

MOTOROLA, MOTO, MOTOROLA SOLUTIONS, and the Stylized M Logo are trademarks or registered trademarks of Motorola Trademark Holdings, LLC and are used under license. All other trademarks are the property of their respective owners. © 2022 Motorola Solutions, Inc. All rights reserved.

November 3, 2025

Seminole County Criminal Justice Center
3441 West 1st Street
Sanford, FL 32771
Attn.: Tommy Oliveras
Phone: (407) 417-3435

Re: Proposal for Motorola Solutions In-building Distributed Antenna Systems

Dear Mr. Oliveras,

Per your request, Motorola Solutions, Inc. (Motorola) is pleased to present this comprehensive, “turnkey” proposal to provide an in-building Distributed Antenna System (DAS) for the Seminole County Criminal Justice Center Project. This system solution will provide communications as required by the Radio System Operator to locations that have insufficient RF signal for adequate two-way communication.

Motorola utilized RF propagation models to determine the most feasible solution for providing supplemental, in-building RF coverage to the specified buildings. The proposed in-building DAS will enhance coverage provided by the radio system to be utilized by the Seminole County Justice Center.

A Motorola Project Manager will be assigned to work with Seminole County CJC personnel to develop a timeline for project completion. Motorola anticipates that it will take approximately twelve (12) weeks after receipt of the order to install and test the proposed system. Much of this time is required to obtain the material for the project.

Motorola’s quote provides the design, equipment, installation, and testing necessary to expand current RF coverage to the Seminole County Criminal Justice Center is listed below. Motorola will provide as-built drawings and a one-year system warranty as part of the contract.

Location	Equipment	Services	Total
Seminole County Criminal Justice Center	\$75,027	\$84,242	\$159,269

****Pricing is valid until 11/30/25****

Taxes are included as a separate line item on each invoice unless the appropriate tax exemption certificate or number is provided with the purchase authorization. Freight is included in the material price.

Motorola provides professional in-building coverage solutions including system design, project management and installation services. The proposed system and services listed in this proposal will provide a complete solution for your in-building radio coverage needs.

I hope this information meets your needs. Please feel free to call me at (330) 805-0119 with any questions or comments regarding this proposal. Thank you for your time and consideration. We look forward to working with you in the near future.

Sincerely,

Rich Jimenez, SE BDA & DAS Team Leader

rich.jimenez@motorolasolutions.com

Table of Contents

Section 1

System Requirements	6
1.1 Frequencies	6
1.2 Coverage Area Defined (per site survey)	6
1.3 Coverage Criteria	6
1.4 Definitions	6

Section 2

System Description	8
2.1 Overview	8
2.2 System Specifications	8
2.3 How a DAS Works	9
2.4 Procedures.....	13

Section 3

Pricing Summary	15
------------------------------	-----------

Section 4

Statement of Work.....	16
4.1 Introduction	16
4.2 Assumptions and Key Considerations	17
4.3 Contract.....	20
4.3.1 Contract Administration and Project Kick-off Meeting.....	20
4.4 Contract Design Review (CDR)	21
4.4.1 Review Contract Design.....	21
4.5 Order Processing	22
4.5.1 Process Equipment List.....	22
4.6 Manufacturing.....	23
4.6.1 Manufacture and Shipment of DAS Equipment	23
4.7 System Installation.....	23
4.7.1 Install DAS Equipment	23
4.8 System Optimization.....	24
4.8.1 Optimize DAS System.....	24
4.9 Audit and Acceptance Testing	24
4.9.1 Perform R56 Audit.....	24
4.9.2 Perform Equipment Testing.....	24
4.9.3 Perform Functional Testing	25
4.9.4 Perform Coverage Acceptance Test Plan.....	26
4.9.5 System Acceptance Test Procedures (Milestone)	27
4.10 Finalize	27
4.10.1 Cutover/Go-live Event	27

4.10.2 Resolve Punch List.....27

4.10.3 Transition to Service/Project Transition Certificate27

4.10.4 Finalize Documentation28

4.10.5 Final Acceptance28

4.11 Project Administration30

4.11.1 Project Schedule30

4.11.2 Change Order Process.....30

Section 5

Support Plan30

5.1 Preventative Maintenance 30

Section 1

System Requirements

This section of the proposal defines requirements for the system design and implementation of the requested in-building coverage system. This system is designed to improve the signal coverage at the Seminole County Criminal Justice Center in Sanford, FL.

1.1 Frequencies

The proposed in-building DAS will work in conjunction with the 700/800 MHz portion of the radio system to be utilized by local First Responders and the Seminole County Criminal Justice Center. The system is designed for the following frequencies (in MHz):

1.2 Coverage Area Defined (per site survey)

- 1st floor
- 2nd floor
- 3rd floor
- 4th floor
- 5th floor
- Basement

1.3 Coverage Criteria

The DAS proposed by Motorola will provide 95% coverage, at a Delivered Audio Quality (DAQ) 3.4 level of coverage, or better.

1.4 Definitions

DAQ 3.4

- Speech understandable with repetition only rarely needed.
- Some Noise Distortion.

Note

The generally accepted industry standard for public safety radio systems is 95% criteria for coverage within a building at a minimum of DAQ 3.4 as defined above.

Based on the RF design effort, the coverage system design will provide RF coverage to designated areas within the Facility predicted to experience insufficient RF signal. This enhanced system will provide coverage to provide adequate two-way communication.

All reasonable efforts will be made to ensure that cable routings and antenna mountings will not compromise the integrity of the installation area in the building(s). Both plenum-rated (indoors) and UV rated coaxial cable (outdoors) will be used for system interconnection.

The system will be provided on a “turnkey” basis, including engineering, material, and installation labor necessary to provide a working system. The only exceptions are outlined under the Customer Requirements/Conditions.

Section 2

System Description

2.1 Overview

Motorola proposes this cost-effective solution to meet the system requirements stated in Section 1 of this proposal. This section gives an overview of a typical coaxial in-building DAS that will be installed to provide adequate in-building RF coverage for the Seminole County Criminal Justice Center located in Sanford, FL

Motorola will provide all engineering, project management, materials, installation, testing and documentation necessary to provide a fully operational in-building DAS. Utilizing the existing wide area coverage system, the proposed in-building DAS will significantly enhance coverage to the building(s) identified in Section 1.

2.2 System Specifications

All of the specifications listed throughout this section comprise the majority of equipment used in an in-building DAS. The in-building DAS specifications for this proposed system are listed below.

System Parameter	Specification
Coverage Performance	DAQ 3.4, 95/95
Frequencies	Refer to Section 1 of this proposal
DAS System Type	BDA
Impedance	50 Ohms
Donor Antenna Type	Directional
Coverage Antenna Type	Omni
UPS Backup Power	12 Hours

2.3 How a DAS Works

A DAS is a network of antennas that sends and receives Public Safety or Land Mobile Radio (LMR) licensed frequencies throughout a building or a structure, thus improving voice and data connectivity for end-users.

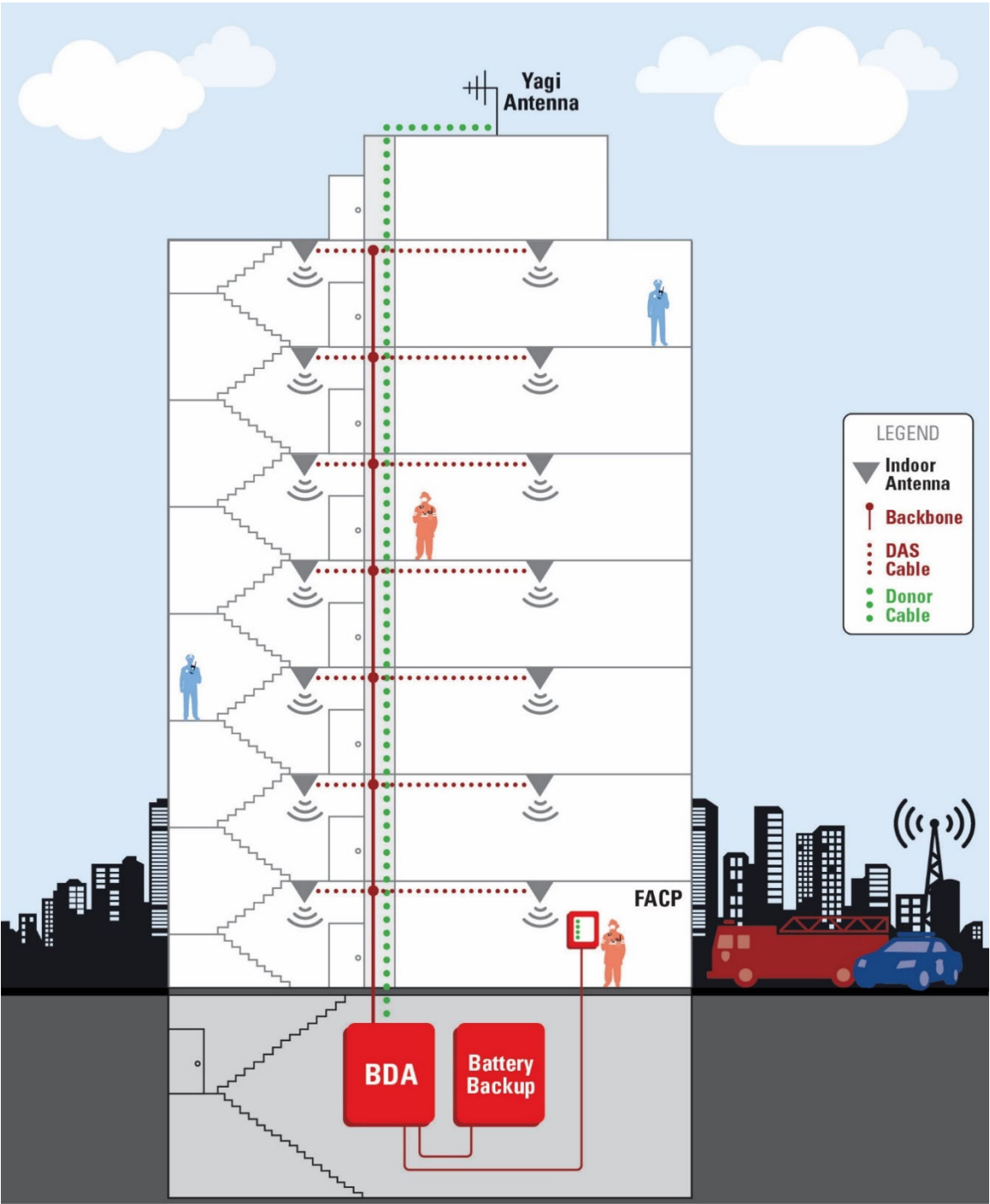
In its most simplified form, a DAS has two basic components:

A Signal Amplifier

A Distributed Antenna System, as the name implies, “distributes” signals, but it generally does not generate the Public Safety or LMR signal itself. A DAS needs to be fed signals from an RF Source. Whether it is Public Safety or LMR, there are two typical signal sources: off air (via an antenna on the roof) connected to a Bi-directional Amplifier (BDA), or an on-site Base Transceiver Station (BTS) with an approach that drives a coaxial distribution system.

Distribution System

Once received, the Public Safety or LMR signal must be distributed throughout the building. The signal distribution is accomplished by a network of coax cable, passive devices and service antennas that are connected to the RF sources to provide the required radio coverage.



Bill of Materials (BOM):

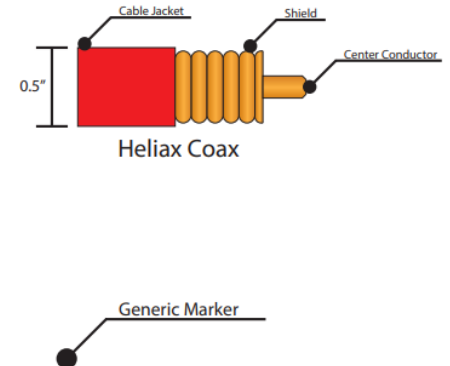
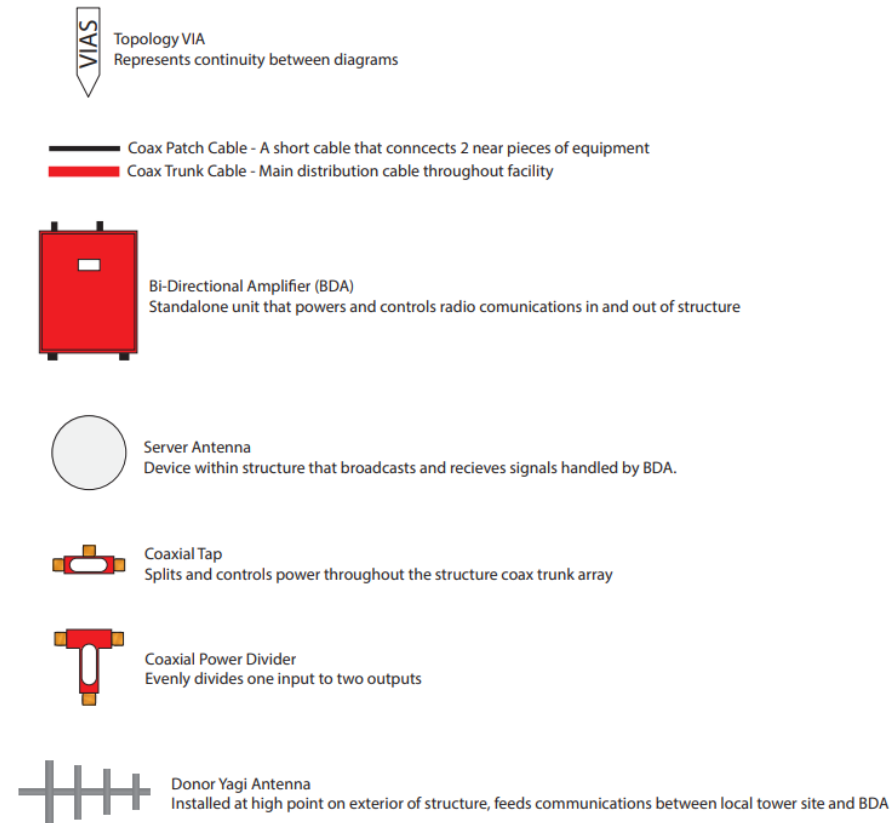
Seminole County Criminal Justice Center Technology and DAS Upgrade	
QTY	EQUIPMENT
14	OMNI CEILING MNT, LOW-PIM, 350-960MHZ, 1350-6000MHZ, NF CONN, 30CM CBL
12	3 ft SPP-250-LLPL with N M and N M
4	3' TFT402LF 4.3-10M-NM
2	3' 4.3-10 Male to NF
4	NFP01250, N FEMALE, PLENUM FOR 1/2" CABLE
34	NMP01250, N MALE, PLENUM FOR 1/2" CABLE
4	ADX V DAS REMOTE UNIT PUBLIC SAFETY 700MHZ/800MHZ 33DBM AMPLIFIER MOD
1	AP-8000 ANNUNCIATOR PANEL FOR DEDICATED BDA AND BDA BBU (DASalert)
1	LARGE BATTERY BACKUP UNIT - 24V (UL 2524 CERTIFIED)
4	Small Battery Unit
1	FiRe 700/800 repeater, supporting up to 8 Remotes
6	2-Way 340-2700 2W LP Split N
2	3-way Low PIM HP Splitter
2	4-way Low PIM HP Splitter
2	5dB Tapper
2	6dB Tapper
2	8dB Tapper
1	Miscellaneous Hardware
280	J-hooks
1400	1/2 Coaxial Cable Metal Raceway

Design Diagram

Design will be provided at a later date

Engineering Diagrams:

Legend:



(Antennas are depicted in white circles, bordered in black.)

2.4 Procedures

Motorola follows established guidelines for successful completion and documentation of installation.

R56 Standards

All installations performed by Motorola or a Motorola-authorized contractor follow the published Motorola R-56 Standard. The R-56 standard is the standard related to RF communication site construction and installation practices. Much of Motorola R-56 Standard is similar to National Electrical Code (NEC) and National Fire Protection Association (NFPA) codes with an extra emphasis on wireless industry standard installation and engineering best practices.

Acceptance Test Plan

Once the DAS installation is complete, Motorola technicians will properly align and optimize the system. Once aligned and optimized, the Motorola technicians will verify signal coverage by measuring the control channel using a Field Spectrum Analyzer. Once satisfied with the levels, Motorola will request a Motorola Solutions, Inc. radio to pre-talk test for the system prior to the formal Acceptance Test Plan (ATP).

After the Motorola technician confirms that the DAS coverage will perform to the contractual requirement, a formal industry standard grid acceptance test of the coverage area will be conducted. To conduct the formal ATP, two radios in good operating condition with spare batteries will be required. Test calls in each grid will be made to a dispatch person or to a person in a well-known coverage location outside of the facility being tested

Once the ATP is conducted and the system passes the coverage criteria, a sign off sheet will be provided for formal system acceptance. Once the system is accepted in writing, the one (1) year warranty period on workmanship begins.

Final Documentation

At the end of the installation and upon system acceptance, a set of detailed “as-built” or record drawings will be provided in electronic format (available in AutoCAD or PDF). These drawings will provide exact locations of all of the radio system equipment that has been installed during this project. The drawings provided will consist of a title drawing, symbols drawing, block diagram drawing, layout drawing and BDA commissioning data drawing that contain all of the BDA alignment parameters of the installed system.

Section 3

Pricing Summary

The following table reflects the “turnkey” pricing for the proposed equipment and services for the Seminole County Criminal Justice Center project.

DAS Equipment and Services Summary

Seminole County Criminal Justice Center
DAS Equipment Total – Includes all active and passive equipment, with antenna system and ancillary materials, plus battery backup.
DAS Implementation Services – Includes Project Management and Engineering for installation, all Systems Integration (SI) tasks, inclusive of optimization and testing, and warranty support.

Location	Equipment	Services	Total
Seminole County Criminal Justice Center	\$75,027	\$84,242	\$159,269

Optional BDA System Pricing	
5 Year Maintenance Service Agreement <ul style="list-style-type: none"> Preventive Maintenance and Annual Re-Certification Infrastructure Repair Remote Monitoring 	\$41,712
Equipment Spares <ul style="list-style-type: none"> HE BDA (1) Battery Backup (1) Omni Antenna (1) NM Connector (2) Polyphaser (1) Donor Antenna (1) 	\$15,940

****Pricing is valid until 11/30/25****

Section 4

Statement of Work

4.1 Introduction

This Statement of Work (SOW) describes the deliverables to be furnished for the Seminole County Criminal Justice Center, and the tasks to be performed by Motorola, its subcontractors, and by Seminole County Criminal Justice Center in order to implement the solution detailed in this proposal. This SOW provides the most current understanding of the work required by both parties to ensure successful project implementation.

Motorola is proposing the design and implementation of an In-building Wireless Coverage System to cover the Seminole County Criminal Justice Center. The Distributed Antenna System (DAS) will provide enhanced coverage for Public Safety radio users via the 700/800 MHz portion of the radio system

This Statement of Work (SOW) supports the acquisition, design, installation, operation, and maintenance of an Emergency Responder Communications Enhancement System (ERCES) at Seminole County Criminal Justice Center.

General Description of Solution

- Motorola shall design, install, and maintain ERCES that provide communications coverage for all buildings in the proposal. The system shall provide 95% coverage in all office areas, conference rooms, meeting areas, labs, or other areas specified in the proposal.
- This solution shall support deployed frequencies from 700/800 MHz.
- Motorola will furnish all necessary tools, equipment and materials required for performing all work associated with the completion of this requirement, which also includes testing and installation.

Statement of Work

- Motorola will provide all management, supervision, personnel, engineering, equipment, tools, materials, subcontractors, and transportation necessary to design, install, maintain all the ERCES and components in accordance with: (1) the manufacturer's recommendations and specifications; (2) industry standards and codes including but, not limited to NFPA Codes, Federal, State, and local regulations; (4) environmental standards; (5) Federal Communications (FCC) guidelines; and (6) Occupational Safety and Health Administration (OSHA) regulations including ICRA.
- RF Survey: Motorola performed a Radio Frequency (RF) Analysis of the facility to fully understand existing signals and noise levels at this location. Based on the results of the RF Analysis, Motorola will ensure the design fully protects this system from harmful interference and shall ensure emissions from this system does not interfere with other systems in or around the buildings, particularly the Life Safety System, the rooftop area, and OTHER wireless systems.

- Motorola will provide design drawings including equipment placement, riser diagrams, floor layouts, pathway and cable distribution.
- Motorola will provide barriers and ICRA equipment as needed like carts, etc.
- Store equipment securely.
- The ERCES head-end(s) will be wall mounted in rooms designated in the proposal.
- Furnish and Install NEMA Class A Channelized BDA and battery back-up in closets.
- Furnish and Install Donor Antenna on roof including coax run to the BDA Head End.
- Furnish and Install ceiling mount antennas as shown on the layout drawings.
- Furnish and Install RF splitters and taps.
- Furnish and install 1/2" Plenum Rated coax cable to serve antennas, including supplying j-hook cable supports as needed. Mount cable support.
- Furnish and install sleeves and fireproofing as required.
- Ground equipment
- Label Cable and BDA equipment.
- Provide Lightning protection where needed.
- Install 3 wire dry contacts (no power, low battery, BDA failure) from BDA and hand off to the alarm panel. It is the customer's responsibility to connect to the alarm panel.
- Commission/Activate the BDA
- Supply all mounting ancillaries (zip ties, conduit/beam clamps, J-Hooks, standoff brackets, screws, tape, etc.)
- Motorola will commission and test the ERCES in accordance with the manufacturer's instructions requirements.
- After all equipment is commissioned and operational, Motorola will perform a post installation survey validating the operation and performance of the entire system.

This document delineates the general responsibilities between Motorola and Seminole County Criminal Justice Center.

It is understood that this SOW may be revised during contract negotiations or during the Contract Design Review (CDR), and through any other change orders that may occur during the execution of the project. If there are changes to the Statement of Work, those changes must be reflected in this SOW before becoming binding on either Party. This SOW will be an Exhibit of the Contract negotiated between Motorola and Seminole County Criminal Justice Center. After contract execution, changes to the SOW must be made through the formal contract change order process as set forth in the Contract.

4.2 Assumptions and Key Considerations

Motorola has based the system design on information provided by Seminole County Criminal Justice Center and analysis of system requirements. All assumptions have been listed below for review. Should Motorola's assumptions be deemed incorrect or not agreeable to Seminole County Criminal Justice Center, a revised proposal with the necessary changes and adjusted costs may be required, for mutual

agreement between Motorola and Seminole County Justice Center. Changes to the equipment or scope of the project after contract may require a change order.

- Seminole County Criminal Justice Center will be responsible for ensuring that all required connectivity/backhaul will be in good working condition, prior to installation. Seminole County Criminal Justice Center retains ownership to meet all connectivity requirements.
- Any required system interconnections not specifically outlined here will be provided by Seminole County Criminal Justice Center. These may include dedicated building fiber, an alarm panel connection or other types of connectivity.
- Any loading and/or structural analyses or facility upgrade requirements to support the proposed DAS solution and associated antenna mounting structures will be the responsibility of Seminole County Criminal Justice Center.
- Any building coring needed for transmission lines is not included.
- Any x-rays for vertical and horizontal cores, if needed, will be completed by .
- Seminole County Criminal Justice Center will be responsible for ensuring that the equipment site(s) has adequate utility service, grounding, and adequate HVAC to support the proposed equipment.
- This design provides 12-hour battery backup. Extended durations past 12-hours are not included.
- Seminole County Criminal Justice Center will be responsible to ensure that the existing sites or equipment locations will have adequate AC electrical power in the proper phase and voltage, along with site grounding to support the requirements of the system described, adhering to local codes and ordinances to include local codes.
- Seminole County Criminal Justice Center provides the necessary 120 VAC, 20-ampere circuit(s) with duplex outlets that are required for each head-end signal booster, line amplifier or fiber optic equipment. These outlet(s) should be installed no more than five (5) feet from the enclosure in which the Signal Booster(s) will be installed. A building ground must be available within five (5) feet of the Signal Booster(s) location as well as the donor antenna location. A #2 AWG green ground wire from a recognized National Electric Code (NEC) ground source shall be provided within five (5) feet if a building ground is not readily available. These two items are the responsibility of the building owner.
- All existing sites or equipment locations will have sufficient space available for the DAS system equipment and cabling, as required/specified by Motorola R56 standards.
- Seminole County Criminal Justice Center will provide building access and escorts as required to Motorola, Motorola contractor(s), and Motorola service partners, as applicable to complete the scope of the project.
- This proposal does not include the cost of any clean up (i.e. hazardous materials) or site improvements outside the scope of this project.
- No conduit is included for any cable or fiber installation. The design is based on plenum rated cables. If the Fire Department or Authority Having Jurisdiction (AHJ) requires cabling to be routed/housed in conduit, the customer can provide, or an additional quote can be requested, to include conduit in the installation effort.
- No spare equipment, components, or inventory is included in the price of this proposal.
- Motorola will not perform Passive Intermodulation (PIM) tests of the new installed coax cabling and antennas.

- Design and pricing are based on the documentation provided by Seminole County Criminal Justice Center. Any changes outside of Motorola control requiring modifications to the design or changes in construction may result in a change order.
- The design proposed in this proposal was based on the RF environment and information gathered at the time of proposal generation. If, for any reason, the RF environment changes or information is found to be incorrect, Motorola reserves the right to reassess the design requirements and re-quote the proposed system.
- Motorola and its contractors' work are planned to be performed during normal work hours, Monday through Friday 8:00 a.m. to 5:00 p.m., local time of the facility location. Work performed outside standard working hours should be communicated prior to commencement of work and approved by both Motorola and Seminole County Criminal Justice Center authorized representatives.
- If, for any reason, any of the proposed existing sites or equipment locations cannot be utilized due to reasons beyond Motorola's control, the costs associated with site changes or delays including, but not limited to, re-engineering, frequency re-licensing, site zoning, site permitting, schedule delays, site abnormalities, re-mobilization, etc., will be reviewed by Motorola and subject to change order and additional charges.
- Motorola certified contractors and service partners are empowered and capable of performing work on-site autonomously, without the direct oversight/on-site presence of the Motorola Project Team. This proposal does not include Motorola accompanying contractors and/or service partners while contracted to perform work to fulfill the scope of the proposal. If Seminole County Criminal Justice Center requests that Motorola employees be present, on-site, for a portion of all contractor and/or service partner activity, the request will be reviewed by Motorola and subject to change order and additional charges.
- If for any reason, Seminole County Criminal Justice Center requires specific subcontractors to be used on this project other than Motorola approved or certified subcontractors, Seminole County Criminal Justice Center is solely responsible for said subcontractor work performance and day-to-day management. The use of additional and/or non-Motorola certified subcontractors may result in a change order and additional charges.
- Any permits required for this project must be obtained by Seminole County Criminal Justice Center prior to commencement of installation. Any applicable local, State or Federal permits required for the installation and operation of the proposed equipment are the responsibility of Ultimate Equipment Owner.
- Seminole County Criminal Justice Center provides connectivity from console and desk set locations, as required.
- The scope of work for this proposal incorporates all equipment and system integration services described herein and cannot be divided into separate procurements.

4.3 Contract

4.3.1 Contract Administration and Project Kick-off Meeting

Motorola Responsibilities

- Assign a Project Manager, as the single Point of Contact (POC) with authority to make project decisions.
- Assign resources necessary for project implementation.
- Create and manage the project in the Motorola information system.
- Schedule and conduct a Project Kick-off Meeting with the appropriate Seminole County Criminal Justice Center representatives.
- Review the roles of the project participants to identify communication flows and decision-making authority between project participants.
- Review the overall project scope and objectives with Seminole County Criminal Justice Center.
- Review the resource and scheduling requirements with Seminole County Criminal Justice Center.
- Review the Project Schedule with Seminole County Criminal Justice Center to address upcoming milestones and/or events.

Seminole County Criminal Justice Center Responsibilities

- Assign a Project Manager, as the single POC responsible for Seminole County Criminal Justice Center signed approvals.
- Assign other resources necessary to ensure completion of project tasks for which Seminole County Criminal Justice Center is responsible.
- Designate POC or other persons that will be required to notify or be in touch with Motorola during the scope of the project.
- Seminole County Criminal Justice Center key project team participants will attend the Project Kick-off Meeting.
- Coordinate the activities of all Seminole County Criminal Justice Center vendors or other contractors.

Completion Criteria

- Motorola internal processes are established for project management.
- Both Motorola and Seminole County Criminal Justice Center assign all required resources.
- A project kick-off meeting is scheduled and completed.

4.4 Contract Design Review (CDR)

4.4.1 Review Contract Design

Motorola Responsibilities

- Meet with Seminole County Criminal Justice Center team.
- Review the operational requirements and the impact of those requirements on various equipment configurations.
- Establish a defined baseline for system design and identify any special product requirements and their impact on system implementation.
- Review/create the System Design, Statement of Work, Project Schedule and Acceptance Test Plans, and update the contract documents accordingly.
- Discuss the proposed Cutover Plan, as applicable, and methods to document a detailed procedure. Motorola will work with Seminole County Criminal Justice Center to create a mutually agreed upon cutover process to achieve minimal disruption to Seminole County Criminal Justice Center operations.
- Submit design documents to Seminole County Criminal Justice Center for approval. These documents form the basis of the DAS system, of which Motorola will be responsible for manufacture, install, and optimize.
- Provide minimum acceptable performance specifications for connectivity, fiber or links, as applicable.
- Determine the site's ability to accommodate proposed equipment based upon physical capacity.
- Work with Seminole County Criminal Justice Center to identify any potential radio interference between the DAS system and other existing radio systems.

Restrictions

- Motorola assumes no liability or responsibility for inadequate frequency availability or frequency licensing issues.
- Motorola is not responsible for issues outside of its immediate control. Such issues include, but are not restricted to, improper frequency coordination by other entities and non-compliant operation of radios outside of the Motorola scope of work.
- Motorola is not responsible for co-channel interference due to errors in frequency coordination by APCO, nor any other unlisted frequencies, or the improper design, installation, or operation of systems installed or operated by others.
- No outdoor coverage guarantee (external of the Seminole County Criminal Justice Center) is part of this proposal.

Seminole County Criminal Justice Center Responsibilities

- Seminole County Criminal Justice Center's key project team participants will attend the meeting.
- Make timely decisions, according to the Project Schedule.
- Frequency Licensing and Interference:
 - As mandated by FCC, License Holder, as the licensee, has the ultimate responsibility for providing all required radio licensing or licensing modifications for the system prior to system installation. This responsibility includes paying FCC licensing and frequency coordination fees.

Completion Criteria

- Complete Design Documentation, which may include updated System Description, Equipment List, system drawings or other documents applicable to the project.
- Incorporate any deviations from the proposed system into the contract documents accordingly.
- The system design is "frozen" in preparation for subsequent project phases such as Order Processing and Manufacturing.
- A change order is executed in accordance with all material changes resulting from the Design Review to the contract.

4.5 Order Processing

4.5.1 Process Equipment List

Motorola Responsibilities

- Validate Equipment List by checking for valid model numbers, versions and compatible options for main equipment, and delivery data.
- Enter order into Motorola's Customer Order Fulfillment (COF) system for applicable components and materials.
- Create equipment orders.
- Reconcile the equipment list(s) to the Contract.
- Place order for the procurement of all required third-party equipment.

Seminole County Criminal Justice Center Responsibilities

- Provide a dedicated delivery point, such as a warehouse, for receipt, inventory and storage of equipment.
- Approve shipping location(s).
- Complete and provide Tax Certificate information verifying tax status of shipping location.

Completion Criteria

- Verify that the Equipment List contains the correct model numbers, version, options and delivery data.
- Validation completed.

- Bridge the equipment order to the manufacturing facilities.

4.6 Manufacturing

4.6.1 Manufacture and Shipment of DAS Equipment

Motorola Responsibilities

- Manufacture the DAS Equipment necessary for the system based on the equipment order.
- Coordinate the manufacture of all required third-party equipment.
- Arrange for packing and shipment of equipment to the designated location.

Completion Criteria

- All equipment shipped to the field.

4.7 System Installation

4.7.1 Install DAS Equipment

Motorola Responsibilities

- Install system equipment as specified by the Equipment List, System Description and system drawings.
- Bond the supplied equipment to the site ground system in accordance with Motorola's Standards and Guidelines for Communication Sites (R56).

Interference

- Motorola is not responsible for interference caused or received by the Motorola-provided equipment except for interference that is directly caused by the Motorola-provided transmitter(s) to the Motorola-provided receiver(s). Should the local LMR Public Safety System (PSS) system experience interference, Motorola can be contracted to investigate the source and recommend solutions to mitigate the issue.

Seminole County Criminal Justice Center Responsibilities

- Provide secure storage for the Motorola-provided equipment at a location central to the sites. Motorola coordinates the receipt and inventory of all of the equipment with Seminole County Criminal Justice Center designated contact.
- Provide access to the sites, as necessary.

Completion Criteria

- DAS Equipment installation completed and ready for optimization.
- All DAS equipment has been installed and accepted by the Seminole County Criminal Justice Center.

4.8 System Optimization

4.8.1 Optimize DAS System

Motorola Responsibilities

- Verify that all equipment is operating properly and that all electrical and signal levels are set accurately.
- Motorola and its subcontractors optimize the DAS system.
- Verify communication interfaces between devices for proper operation.
- 'Sweep' or test the antenna system for optimized performance and identify potential anomalies.
- Test features and functionality to ensure that DAS equipment is optimized in accordance with manufacturers' specifications and that they comply with the final configuration established during the CDR.

Seminole County Criminal Justice Center Responsibilities

- Provide access/escort to the sites.
- Provide radio equipment (i.e. loaner radios) as needed for testing and optimization.

Completion Criteria

- System DAS Equipment optimization is complete.
- System optimization is completed. Motorola and Seminole County Criminal Justice Center agree that the equipment is ready for audit and acceptance testing.

4.9 Audit and Acceptance Testing

4.9.1 Perform R56 Audit

Motorola Responsibilities

- Perform R56 site installation quality audits, verifying proper physical installation and operational configurations.

Seminole County Criminal Justice Center Responsibilities

- Provide access/escort to the sites.
- Witness tests (if desired).

Completion Criteria

- All R56 audits were completed successfully.

4.9.2 Perform Equipment Testing

Motorola Responsibilities

- Test individual components of the system to verify compliance to the equipment specifications.
- Repeat any failed test(s) once Motorola (or Seminole County Justice Center) has completed the corrective action(s).
- Prepare documentation of component tests to be delivered as part of the final documentation package.

Seminole County Criminal Justice Center Responsibilities

- Witness tests, as desired.
- Supply sample subscribers to perform component testing, as needed.

Completion Criteria

- Successful completion of equipment testing.

4.9.3 Perform Functional Testing

4.9.3.1 Commencement of Acceptance Testing

Motorola will provide a set of objective criteria designed to test the functionality of the System once the System is implemented and ready for acceptance (Acceptance Test(s)). Acceptance Tests shall commence in accordance with a mutually acceptable schedule (Acceptance Test Plan). System testing will occur only in accordance with the Acceptance Test Plan.

4.9.3.2 System Acceptance

System acceptance will occur upon successful completion of the Acceptance Tests (System Acceptance). Upon System Acceptance, the parties will memorialize this event by promptly executing a System Acceptance Certificate. If the Acceptance Test Plan includes separate tests for individual subsystems or phases of the System, acceptance of the individual subsystem or phase will occur upon the successful completion of the Acceptance Tests for the subsystem or phase, and the parties will promptly execute an Acceptance Certificate for the subsystem or phase. If Seminole County Criminal Justice Center believes the System has failed the completed Acceptance Tests, Seminole County Criminal Justice Center will provide to Seller with written notice that includes the specific details of the failure. If Seminole County Criminal Justice Center does not provide Seller a failure notice within thirty (30) days after completion of the Acceptance Tests, System Acceptance will be deemed to have occurred as of the completion of the Acceptance Tests. Minor omissions or variances in the System that do not materially impair the operation of the System as a whole will not postpone System Acceptance or subsystem acceptance but will be corrected according to a mutually agreed schedule.

4.9.3.3 Beneficial Use

Seminole County Criminal Justice Center acknowledges that Seller's ability to perform its implementation and testing responsibilities may be impeded if Seminole County Criminal Justice Center begins using the System before System Acceptance. Therefore, Seminole County Criminal Justice Center will not commence using the System for its own benefit (Beneficial Use) before System Acceptance without Seller's prior written authorization, which will not be unreasonably withheld. Seller is not responsible for System performance deficiencies that occur during unauthorized Beneficial Use. Upon commencement of Beneficial Use, Seminole County Criminal Justice Center assumes responsibility for the use and operation of the System.

4.9.3.4 Final Project Acceptance

Final project acceptance will occur after System Acceptance when all deliverables and other work have been completed. When final project acceptance occurs, the parties will promptly memorialize this final event by so indicating on the System Acceptance Certificate.

Motorola Responsibilities

- Verify the operational functionality and features of the DAS system supplied by Motorola, as contracted.
- If any major task as contractually described fails, repeat that particular task after Motorola determines that corrective action has been taken.
- Document all issues that arise during the acceptance tests.
- Document the results of the acceptance tests and present it to Seminole County Criminal Justice Center for review.
- Resolve any minor task failures before Final System Acceptance.

Seminole County Criminal Justice Center Responsibilities

- Witness the functional testing.

Completion Criteria

- Successful completion of the functional testing.
- Seminole County Criminal Justice Center approval of the functional testing.

4.9.4 Perform Coverage Acceptance Test Plan

Motorola Responsibilities

- Perform Coverage Acceptance Test Plan (CATP). The coverage area will be limited and reflect an agreed upon sampling of the Seminole County Criminal Justice Center buildings facility service area to validate coverage performance.
- Document all issues that arise during the CATP.
- Submit validation report within the agreed period.

Seminole County Criminal Justice Center Responsibilities

- Review CATP content for approval prior to the start of the tests.
- Provide the required number of radios and staff resources to participate in and witness the sample coverage validation.
- Review the sample coverage results report in a timely manner.

Completion Criteria

- Successful completion of the CATP validation process.

4.9.5 System Acceptance Test Procedures (Milestone)

- Seminole County Criminal Justice Center approves the completion of all the identified tests within the CATP.

4.10 Finalize

4.10.1 Cutover/Go-live Event

Motorola Responsibilities

- Motorola and Seminole County Criminal Justice Center develop a mutually agreed upon cutover/go-live plan based upon discussions held during the CDR.
- During cutover/go-live event, follow a written plan and implement the defined contingencies, if required.

Seminole County Criminal Justice Center Responsibilities

- Attend cutover/go-live meetings and approve the plan.
- Notify the user group(s) affected by the cutover/go-live event (date and time).

Completion Criteria

- If the new equipment/system is intended to replace an existing radio system, successful migration from the old system to the new system.

4.10.2 Resolve Punch List

Motorola Responsibilities

- Work with Seminole County Criminal Justice Center to resolve punch list items, documented during the CATP phase, in order to meet all the criteria for final system acceptance.
- Seminole County Criminal Justice Center Responsibilities

Assist Motorola with resolution of identified punch list items by providing support such as access to the sites, equipment and system support, and approval of the resolved punch list item(s).

Completion Criteria

- All punch list items were resolved and approved by Seminole County Justice Center.

4.10.3 Transition to Service/Project Transition Certificate

Motorola Responsibilities

- Review the items necessary for transitioning the project to warranty support and service.
- Provide a All-Phase Electric Support Plan detailing the warranty and any post warranty support, if applicable, associated with the Contract equipment.

Seminole County Criminal Justice Center Responsibilities

- Participate in the Transition Service/Project Transition Certificate (PTC) process.

Completion Criteria

- All service information has been delivered and approved by Seminole County Criminal Justice Center.

4.10.4 Finalize Documentation

Motorola Responsibilities

Provide an electronic as-built system manual on a Compact Disk (CD). The documentation will include the following:

- Project Schedule
- Equipment Installation Elevation Drawing (rack or wall installation)
- Block Diagram
- Frequency Plan
- Coverage Maps
- Coverage Acceptance Test Plan

Drawings are created utilizing AutoCAD design software and will be delivered in Adobe PDF format. All other system manual documents will be converted from the native format to Adobe PDF format for inclusion with the system documentation.

Seminole County Criminal Justice Center Responsibilities

- Receive and approve all documentation provided by Motorola.

Completion Criteria

- All required documentation is provided and approved by Seminole County Criminal Justice Center. A copy of final documentation will be provided to Seminole County Criminal Justice Center.

4.10.5 Final Acceptance

- All deliverables completed as contractually required.
- Final System Acceptance received from Seminole County Criminal Justice Center.

4.10.5.1 System Functionality

Seller represents that the System will perform in accordance with the Specifications in all material respects. Upon System Acceptance or Beneficial Use, whichever occurs first, this System functionality representation is fulfilled. Seller is not responsible for System performance deficiencies that are caused by ancillary equipment not furnished by Seller which is attached to or used in connection with the System or for reasons or parties beyond Seller's control, such as natural causes, the construction of a building that adversely affects the microwave path reliability or radio frequency (RF) coverage, the addition of frequencies at System sites that cause RF interference or intermodulation, or Seminole County Criminal Justice Center changes to load usage or configuration outside the Specifications.

4.10.5.2 Equipment Warranty

For a period of twelve (12) months from the System Acceptance date or the date of Beneficial Use, whichever occurs first (Warranty Period), Seller warrants that the Distributed Antenna System (DAS or Infrastructure Equipment) listed on the final equipment list and provided by Motorola (DAS Equipment) under normal use and service will be free from material defects in materials and workmanship. If System Acceptance is delayed beyond six (6) months after shipment of the Equipment by events or causes within Seminole County Criminal Justice Center's control, this warranty expires eighteen (18) months after the shipment of the Equipment.

4.10.5.3 Exclusions to Equipment and Motorola Software Warranties

These warranties do not apply to: (i) defects or damage resulting from: use of the Equipment or Motorola Software in other than its normal, customary and authorized manner; accident, liquids, neglect, or acts of God; testing, maintenance, disassembly, repair, installation, alteration, modification or adjustment not provided or authorized in writing by Seller; Seminole County Criminal Justice Center's failure to comply with all applicable industry and OSHA standards; (ii) breakage of or damage to antennas unless caused directly by defects in material or workmanship; (iii) Equipment that has had the serial number removed or made illegible; (iv) batteries (because they carry their own separate limited warranty) or consumables; (v) freight costs to ship Equipment to the repair depot; (vi) scratches or other cosmetic damage to Equipment surfaces that does not affect the operation of the Equipment; and (vii) normal or customary wear and tear.

4.10.5.4 Warranty Claims

To assert a warranty claim, Seminole County Criminal Justice Center must notify Seller in writing of the claim before the expiration of the Warranty Period. Upon receipt of this notice, Seller will investigate the warranty claim. If this investigation confirms a valid warranty claim, Seller will (at its option and at no additional charge to Seminole County Criminal Justice Center) repair the defective Equipment or Motorola Software, replace it with the same or equivalent product or refund the price of the defective Equipment or Motorola Software. That action will be the full extent of Seller's liability for the warranty claim. If this investigation indicates the warranty claim is not valid, then Seller may invoice Seminole County Criminal Justice Center for responding to the claim on a time and materials basis using Seller's then current labor rates. Repaired or replaced product is warranted for the balance of the original applicable warranty period. All replaced products or parts will become the property of Seller.

4.10.5.5 Original End User is Covered

These express limited warranties are extended by Seller to the original user purchasing the System for commercial, industrial or governmental use only and are not assignable or transferable.

4.10.5.6 Disclaimer of Other Warranties

THESE WARRANTIES ARE THE COMPLETE WARRANTIES FOR THE EQUIPMENT AND MOTOROLA SOFTWARE PROVIDED UNDER THIS AGREEMENT AND ARE GIVEN IN LIEU OF ALL OTHER WARRANTIES. SELLER DISCLAIMS ALL OTHER WARRANTIES OR CONDITIONS, EXPRESS OR IMPLIED, INCLUDING THE IMPLIED WARRANTIES OF MERCHANTABILITY AND FITNESS FOR A PARTICULAR PURPOSE.

4.11 Project Administration

4.11.1 Project Schedule

A detailed project schedule is integral to the management of the project and will be produced by the Motorola team to provide a timeline analysis for all phases of the project. A preliminary project schedule will be delivered in preparation of the Project Kick-off meeting and/or CDR. This schedule will be refined during the CDR phase of the project. The final project schedule will emphasize all milestones and the critical path, which is essential for the successful completion of the project. Seminole County Criminal Justice Center and Motorola will mutually agree upon the final schedule.

The project schedule assumes no delays in securing any site access, or delays by Seminole County Criminal Justice Center completing its responsibilities for this project. Any delays in work to be performed by Seminole County Criminal Justice Center (e.g., site improvements) may impact on the overall project schedule and may require a change order.

The Project Schedule will be drafted once the Kick-off Meeting is scheduled and expectations for project duration and completion are negotiated between Seminole County Criminal Justice Center and Motorola.

Expedites, site readiness tasks and schedule strategy can be discussed between both parties to determine schedules on projects that have a target completion already identified, prior to Purchase Order.

4.11.2 Change Order Process

Either Party may request changes within the general scope of this Agreement. If a requested change causes an increase or decreases in the cost or time required to perform this Agreement, the parties will agree to an equitable adjustment of the Contract Price, Performance Schedule, or both, and will reflect the adjustment in a change order. Neither Party is obligated to perform requested changes unless both parties execute a written change order.

Section 5

Support Plan

Motorola offers services to supplement the standard factory warranty included with most equipment. For Seminole County Justice Center, Motorola has proposed the following service plan for the Seminole County Criminal Justice Center project.

5.1 Preventative Maintenance

In compliance with NFPA 72 Chapter 14, the BDA is required to have preventative maintenance event(s) for the Seminole County Criminal Justice Center Distributed Antenna System. Motorola can

provide a preventative maintenance report to be submitted to Seminole County Criminal Justice Center and any local Authorities Having Jurisdiction (AHJ) for review.