

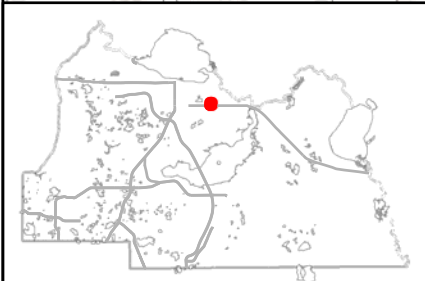
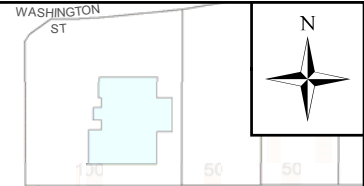


Legend

-  Parent Parcel
-  Drainage Easement

LOCATION MAP



Midway Drainage Improvement Project
Parcel 1-861
Sherry J. Purcell
33-19-31-507-0000-1110

0 62.5 125 250

1 inch = 122 feet