



Legend

-  Parent Parcel
-  Drainage Easement

LOCATION MAP



E 20 T H S T

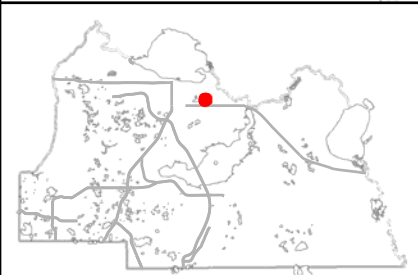
H U G H E Y S T



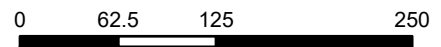
D I X O N A V E

S I P P E S A V E

E 2 1 S T S T



Midway Drainage Improvement Project
Parcel 1-806
Beverly A. Williams
32-19-31-510-0000-0090



1 inch = 122 feet