



SEMINOLE COUNTY
FLORIDA'S NATURAL CHOICE

SECOND PUBLIC HEARING



Seminole County, Florida

Fiscal Year 2024/25

September 24, 2024




SEMINOLE COUNTY
FLORIDA'S NATURAL CHOICE

COUNTY OFFICIALS

BOARD OF COUNTY COMMISSIONERS



BOB DALLARI
District 1




JAY ZEMBOWER
District 2



LEE CONSTANTINE
District 3



AMY LOCKHART
District 4



ANDRIA HERR
District 5

APPOINTED OFFICIALS

DARREN GRAY
County Manager

KATE LATORRE
County Attorney

CONSTITUTIONAL OFFICERS

GRANT MALOY
Clerk of the Circuit Court and Comptroller

DAVID JOHNSON
Property Appraiser

DENNIS LEMMA
Sheriff

CHRIS ANDERSON
Supervisor of Elections

J.R. KROLL
Tax Collector

TABLE OF CONTENTS

MEMORANDUM	5
MILLAGE RESOLUTION	7
BUDGET RESOLUTION	11
2ND PUBLIC HEARING	
Procedures.....	17
Truth in Millage (TRIM) Rates	19
2 ND Public Hearing Adjustment Details	20
2 ND Public Hearing Adjustments by Fund.....	21
COUNTYWIDE	
Countywide Budget Summary	47
Countywide Millage Summary	48
Budget by Fund	49
BACKUP REPORTS	
Interfund Transfers.....	53
Countywide Reserves	54
Personnel Services Overview	56
Full-Time Equivalent (FTE) Changes	57
Full-Time Equivalents by Fund	58
Countywide Non-Base Projects	59

MEMORANDUM

DATE: September 24, 2024

TO: Seminole County Commissioners

FROM: Timothy Jecks, Director, Office of Management & Budget

SUBJECT: FY 2024/25 Second Budget Public Hearing

The Second Budget Public Hearing is scheduled to begin Tuesday, September 24, 2024, at 5:30 p.m. in the County Services Building BOCC chambers in Sanford. Notice of this public hearing was advertised in the Orlando Sentinel on Thursday, September 19, 2024. Attached are the following items relative to this hearing:

1. FY 2024/25 Millage Resolution
2. FY 2024/25 Budget Resolution
3. Agenda and recommended motions for the Second Public Hearing
4. Final millage rates and % increase over the rolled-back rates
5. Second Public Hearing adjustment details and FY 2024/25 final budget for all funds

The tentative budget approved by the Board at the First Public Hearing on September 11, 2024, totaled \$1,095,097,799 balanced for all funds. That budget has been adjusted by \$4,000,000 for a final budget of \$1,099,097,799. General Fund Revenues are being increased by \$4M for the anticipated return of Behavioral Health funds previously transferred to the Seminole County Sheriff's Office. Expenditures are being adjusted by \$4M for an increase to the Sheriff's Certified General Fund Transfer, as discussed at the First Public Hearing, to be used to align deputy pay with emerging compensation trends in the area. No other adjustments are being made to the final budget for revenues, fund balances, expenditures, or reserves. The attached Second Public Hearing Adjustments report includes details on all budget changes.



RESOLUTION

of the

SEMINOLE COUNTY BOARD OF COUNTY COMMISSIONERS

ADOPTING THE AD VALOREM TAX MILLAGE RATES FOR THE FISCAL YEAR COMMENCING OCTOBER 1, 2024; LEVYING THESE AD VALOREM TAXES ON ALL NONEXEMPT REAL AND PERSONAL PROPERTY IN THE COUNTY AS OF JANUARY 1, 2024, ACCORDING TO THE CERTIFIED TAX ROLL; AUTHORIZING THE OFFICE OF MANAGEMENT & BUDGET DIRECTOR TO PROVIDE A CERTIFIED COPY OF THIS RESOLUTION TO THE PROPERTY APPRAISER, THE TAX COLLECTOR AND THE FLORIDA DEPARTMENT OF REVENUE; AND PROVIDING FOR AN EFFECTIVE DATE.

WHEREAS, the total valuation on property, both real and personal in Seminole County, Florida, subject to assessment for taxation to raise revenue for the Fiscal Year beginning October 1, 2024 and ending September 30, 2025, as reported by the Property Appraiser of Seminole County, Florida in the certified Assessment Roll is \$53,722,581,211.00; and

WHEREAS, the Board of County Commissioners of Seminole County, Florida, pursuant to Section 200.065, Florida Statutes (2024), held duly advertised public hearings on September 11, 2024, as to the tentative millage and Fiscal Year 2024-2025 budget and on September 24, 2024, as to fixing the final millage and approval of the final budget for Fiscal Year 2024-2025; and

WHEREAS, the Board of County Commissioners of Seminole County, Florida, in accordance with Chapters 129 and 200, Florida Statutes (2024), is required at this time to fix ad valorem tax millage for County purposes as well as for special taxing units; and

WHEREAS, the aggregate millage rate of \$6.8803 per \$1,000 valuation for countywide purposes and special taxing units represents a 6.48% increase over the Current Year Aggregate Rolled Back Rate of 6.4616 mills.

NOW, THEREFORE, BE IT RESOLVED by the Board of County Commissioners of Seminole County, Florida in an open meeting duly assembled at the County Services Building in Sanford, Seminole County, Florida on the 24th day of September, 2024, as follows:

Section 1. All County Purpose Non-Debt Levies. Seminole County General County Millage: It is hereby determined and declared that a tax of \$4.8751 per \$1,000 valuation be levied, assessed, and imposed for the tax year 2024 on all taxable property in Seminole County on the first day of January, 2024, lying and being within the boundaries of Seminole County, for the purpose of providing general governmental services to the citizens of Seminole County inclusive of payment of salaries and fees of officers and employees, to provide for law enforcement, operating and maintaining the County road system, and to properly conduct the business of the County.

The millage rate of \$4.8751 per \$1,000 valuation for all County purpose non-debt levies is unchanged from the rate imposed for tax year 2024 and is 6.90% more than the current year rolled back millage rate of 4.5604 mills.

Section 2. Special Taxing Units.

(a) **Seminole County Fire Protection District (MSTU):** It is hereby determined and declared that a tax of \$2.7649 per \$1,000 valuation be levied, assessed, and imposed for the tax year 2024 on all taxable property lying within the boundaries of the Seminole County Fire Protection District on the first day of January, 2024, for the purpose of providing fire and rescue services.

The millage rate of \$2.7649 per \$1,000 valuation for the Seminole County Fire Protection District (MSTU) levy is the same rate imposed for tax year 2024 and is 7.18% more than the current year rolled back millage rate of 2.5796 mills.

(b) **Seminole County Unincorporated Transportation District (MSTU):** It is hereby determined and declared that a tax of \$0.1107 per \$1,000 valuation be levied, assessed and imposed for the tax year 2024 on all taxable property lying within the boundaries of the Transportation District in Seminole County on the first day of January, 2024, for the purpose of meeting the current expenses as estimated in the budget.

The millage rate of \$0.1107 per \$1,000 valuation for the Seminole County Unincorporated Transportation District (MSTU) levy is the same millage rate imposed for tax year 2024 and is 7.06% more than the certified rolled back millage rate of 0.1034 mills.

Section 3. The Property Appraiser of Seminole County, Florida is hereby directed to assess all the foregoing taxes, as fixed and levied by the Board of County Commissioners of Seminole County, Florida, upon the property and that he extend the taxes upon valuation of such property according to the millage as fixed and determined by the Board of County Commissioners of Seminole County, Florida on all property subject to taxation in the County as of the first day of January, 2024.

Section 4. The County's Office of Management & Budget Director is hereby directed to furnish to the Property Appraiser, the Tax Collector of Seminole County, Florida, and the Florida Department of Revenue full and complete copies of this Resolution.

Section 5. The Clerk and Auditor of Seminole County, Florida is hereby notified of the amount to be apportioned to the different funds and accounts out of the total taxes levied for all purposes.

Section 6. The Tax Collector of Seminole County, Florida is hereby instructed and directed to collect the taxes in the same manner as other taxes are collected.

ADOPTED this 24th day of September, 2024, which is the effective date of this Resolution.

ATTEST:

BOARD OF COUNTY COMMISSIONERS
SEMINOLE COUNTY, FLORIDA

GRANT MALOY
Clerk to the Board of
County Commissioners of
Seminole County, Florida

By: _____
JAY ZEMBOWER, Chairman

CP/dbh
9/12/24
T:\Users\Legal Secretary CSB\Fiscal Services\2024\Resolution-2024-2025-Ad Valorem Millage Rates.docx

RESOLUTION

of the

SEMINOLE COUNTY BOARD OF COUNTY COMMISSIONERS

ADOPTING THE FINAL BUDGET FOR FISCAL YEAR 2024-2025 AFTER CONDUCTING DULY ADVERTISED PUBLIC HEARINGS ON THIS BUDGET; MAKING APPROPRIATIONS FOR THIS FISCAL YEAR ACCORDING TO THE ESTIMATES OF REVENUES AND EXPENDITURES FOR SEMINOLE COUNTY CONTAINED IN THIS BUDGET AS SET FORTH IN THIS RESOLUTION; AND PROVIDING AN EFFECTIVE DATE.

WHEREAS, the Fiscal Year 2024-2025 budget estimates of the revenues and expenditures of Seminole County, Florida, its Departments, Divisions, and Districts have been prepared; and

WHEREAS, the Board of County Commissioners of Seminole County, Florida, pursuant to the requirements of Chapter 129 and Section 200.065, Florida Statutes (2024), held duly advertised public hearings on September 11, 2024, as to the tentative millage and Fiscal Year 2024-2025 budget and on September 24, 2024, as to fixing the final millage and approval of the final budget for Fiscal Year 2024-2025.



NOW, THEREFORE, BE IT RESOLVED by the Board of County Commissioners of Seminole County, Florida:

Section 1. The Seminole County budget for Fiscal Year 2024-2025 showing a total of all sources of revenues of 1,099,097,799.00 and total uses of 1,099,097,799.00, all set forth in detail as to the several funds identified in this budget, is hereby approved, adopted, and accepted as the Seminole County budget for the Fiscal Year commencing October 1, 2024 and ending on September 30, 2025 as follows:

Section 2. All sections or parts of sections of all resolutions in conflict with this Resolution are hereby repealed to the extent of such conflict.

GOVERNMENTAL FUNDS:

General Fund

00100 General Fund	\$	411,064,579
00103 Natural Land Endowment		115,500
00105 Seminole Forever Fund		8,081,024
00108 Facilities Maintenance		3,545,000
00109 Fleet Replacement		1,020,000
00111 Technology Replacement		575,798
00112 BCC Projects		517,500
00113 Countywide Utilities		2,372,488
13100 Economic Development		1,874,864
Sub-Total General Fund	\$	429,166,753

Donation Funds

60301 BOCC Agency	\$	70,000
60303 Libraries - Designated		50,000
60304 Animal Control		60,000
60305 Historical Commission		30,000
Sub-Total Donation Funds		210,000

Total General Fund 429,376,753

Restricted Funds

00101 Police Education	\$	350,000
00104 Boating Improvement		155,000
10400 Building Program		9,525,500
11400 Court Support Technology Fee		1,351,000
11800 EMS Trust Fund		43,762
12200 Arbor Violation Trust		137,000
12300 Alcohol/Drug Abuse		35,000
12302 Teen Court		72,000
12303 Opiod Settlement		9,164,285
12500 Emergency 911		7,100,000
12804 Library-Impact Fee		626,000
15000 MSBU Street Lighting		2,595,000
15100 MSBU Residential Solid Waste		26,850,000

Other MSBU:

16000 MSBU Program Operations		1,647,011
16005 MSBU Mills (LM/AWC)		738,140
16006 MSBU Pickett Aquatic (LM/AWC)		567,588
16007 MSBU Amory (LM/AWC)		31,436
16010 MSBU Cedar Ridge (GROUNDS MAINT)		94,100
16013 MSBU Howell Creek (LM/AWC)		7,345
16020 MSBU Horseshoe (LM/AWC)		35,615
16021 MSBU Myrtle (LM/AWC)		37,305
16023 MSBU Spring Wood Lake (LM/AWC)		49,435
16024 MSBU Lake of the Woods (LM/AWC)		139,780
16025 MSBU Mirror (LM/AWC)		79,385
16026 MSBU Spring (LM/AWC)		248,000
16027 MSBU Springwood Waterway (LM/AWC)		59,045
16028 MSBU Burkett (LM/AWC)		79,850
16030 MSBU Sweetwater Cove (LM/AWC)		59,613
16031 MSBU Lake Asher (AWC)		20,440
16032 MSBU English Estates (LM/AWC)		17,475
16033 MSBU Grace Lake (LM/AWC)		53,770
16035 MSBU Buttonwood Pond (LM/AWC)		23,530
16036 MSBU Howell Lake (LM/AWC)		781,450
16037 MSBU Lake Linden (LM/AWC)		7,550
16039 MSBU Rice Lake (LM)		12,989
16040 MSBU Twin Lakes (LM)		6,780
16073 MSBU Sylvan Lake (AWC)		217,702
16077 MSBU Little Lk Howell/Tuskawilla		62,126
16080 MSBU E Crystal Chain of Lakes		41,980

Sub-Total Other MSBU Funds 5,119,440

Governmental Restricted Funds (continued)

Transportation Funds

10101 Transportation Trust	23,460,212
10102 Ninth-cent Fuel Tax	14,092,911
10103 SunRail Operations	11,692,119

Infrastructure Sales Tax

11560 Infrastructure Sales Tax - 2014	48,400,000
Sub-Total Infrastructure Sale Tax Funds	<u>48,400,000</u>

Transportation Impact Fee

12604 East Collector Transp Impact Fee	2,500
12606 Mobility Fee Core District	645,000
12607 Mobility Fee Suburban District	205,000
12608 Mobility Fee Rural District	1,310,000
12609 Mobility Fee Suburban West	155,000
Sub-Total Transportation Impact Fee Funds	<u>2,317,500</u>

Sub-Total Transportation Funds	<u>99,962,742</u>
--------------------------------	-------------------

Fire District Funds

11200 Fire Protection	144,704,674
12801 Fire/Rescue-Impact Fee	705,000
Sub-Total Fire District Funds	<u>145,409,674</u>

Tourism

11000 Tourist Development - 3% Tax	10,450,000
11001 Tourist Development/Prof Sports - 2% Tax	5,112,500
Sub-Total Tourism Funds	<u>15,562,500</u>

Grant Funds

00110 Adult Drug Court	
11641 Public Works - Interlocal Agreements	
11901 Community Development Block Grant	2,200,355
11902 HOME Program Grant	840,010
11904 Emergency Shelter Grants	190,975
11905 Community Svc Block Grant	287,972
11908 Disaster Preparedness	246,262
11909 Mosquito Control Grant	61,856
11912 Public Safety Grants (Federal)	2,800
11919 Community Svc Grants	761,567
11930 Resource Management Grants	810,848
11933 Federal Mitigation Grants	1,356,262
11940 Environmental Services Grants	2,211,450
12026 SHIP Affordable Housing 25/26	5,524,124
Restricted / Grant Funds	<u>14,494,481</u>

Debt Service Funds

21235 General Revenue Debt 2014	1,639,800
21250 Spec Obl Rev & Ref Bond - 2022	8,343,475
22500 Sales Tax Revenue Bonds	4,981,264
22600 Capital Impr Rev Bond Series 2021	3,147,175
Restricted / Debt Service Funds	<u>18,111,714</u>

Capital Funds

30600 Infrastructure Imp Op Fund	670,000
32100 Natural Lands/Trails	100,000
32200 Courthouse Projects Fund	20,000
32300 Five Points Development Fund	5,000,000
Restricted / Capital Funds	<u>5,790,000</u>

Total Restricted Funds	<u>362,455,098</u>
-------------------------------	---------------------------

TOTAL GOVERNMENTAL FUNDS	<u>791,831,851</u>
---------------------------------	---------------------------

PROPRIETARY FUNDS:

Enterprise Funds

Water & Sewer

40100 Water And Sewer Operating	127,533,000
40102 Water Connection Fees	3,237,000
40103 Sewer Connection Fees	13,050,000
40107 Water & Sewer Debt Service Reserve	14,008,275
40108 Water and Sewer (Operating) Capital Fund	30,600,000
Sub-Total Water & Sewer Fund	<u>188,428,275</u>

Solid Waste

40201 Solid Waste	31,713,833
40204 Landfill Closure Escrow	26,110,460
40301 Wekiva Golf Course	2,118,380
Sub-Total Solid Waste Fund	<u>57,824,293</u>

Total Enterprise Funds 248,370,948

Internal Service Funds

50100 Property/Casualty Insurance	7,670,000
50200 Workers' Compensation Insurance	9,825,000
50300 Health Insurance	41,400,000

Total Internal Service Funds 58,895,000

TOTAL PROPRIETARY FUNDS 307,265,948

GRAND TOTAL ALL FUNDS \$1,099,097,799

Section 3. This Resolution takes effect immediately upon its adoption by the Board of County Commissioners.

ADOPTED this 24th day of September, 2024.

ATTEST:

BOARD OF COUNTY COMMISSIONERS
SEMINOLE COUNTY, FLORIDA

GRANT MALOY
Clerk to the Board of
County Commissioners of
Seminole County, Florida

By: _____
JAY ZEMBOWER, Chairman





**SEMINOLE COUNTY GOVERNMENT
SECOND PUBLIC HEARING
SEPTEMBER 24, 2024**

**FISCAL YEAR 2024/25 FINAL MILLAGE RATES & BUDGET
AGENDA & RECOMMENDED MOTIONS**

CHAIRMAN COMMENTS

The purpose of tonight’s hearing is to present the Final Millage Rates and Budget for fiscal year 2024-2025 and to allow for public comments. Before we begin, the public should be reminded:

- that this Board of County Commissioners does not have control over the tax levies or budgets of the School Board, the Water Management District, the Property Appraiser, Tax Collector, or any of the seven cities in Seminole County.
- any questions regarding assessed property valuations should be addressed to our Property Appraiser, David Johnson.

COUNTY MANAGER COMMENTS

We are here for the second of two public hearings on the FY 2024-25 budget that are required by Florida Statute.

- The purpose of the meeting is to present to the public the final budget for all funds and the final millage rates for the Countywide District, Fire MSTU, and Roads MSTU as well as the rolled-back rates. By the State’s definition, the rolled-back millage rate is a rate when applied to next year’s tax base (excluding new construction) that will generate the same revenue as was raised in the previous year.
- This public hearing was advertised in the Orlando Sentinel on Thursday, September 19, 2024.
- The millage rates and budgets considered for final adoption tonight are the end result of a two-day Worksession with the Board of County Commissioners in June of this year. The Budget is balanced, and each Commissioner has received a detailed statement of necessary adjustments, which is included in this document.

Staff Presentations of Millage and Budget

STAFF PRESENTATIONS & MOTIONS

1. Final Millage Rates

- Countywide millage of 4.8751 is 6.90% above the rolled-back rate of 4.5604 mills
- Fire MSTU millage of 2.7649 is 7.18% above the rolled-back rate of 2.5796 mills
- Roads MSTU millage of 0.1107 is 7.06% above the rolled-back rate of 0.1034 mills.
- Aggregate millage for all BCC taxing districts of 6.8803 mills is 6.48% above the aggregate rolled-back rate of 6.4616 mills.

Public Comments on Millage Rates

BCC Motion on Millage Rates:

Move to adopt the FY 2024/25 final millage rates, as presented.

2. Final FY 2024/25 Budget for All Funds

- Final Countywide Budget of \$1,099,097,799 for all funds.
- Includes \$4,000,000 in Second Public Hearing Adjustments

Public Comments on Budget

BCC Motion on Final Budget:

Move to adopt the FY 2024/25 final budget, as adjusted, of \$1,099,097,799.

Adjourn Public Hearing

Truth In Millage "TRIM" Millage Rates

Rolled-back millage rates, final millage rates and the percentage increase/decrease over rolled-back millage rates for each millage levy of Seminole County Government are summarized in the following table:

	FY24 CURRENT MILLAGE	FY25 ROLLBACK RATE	FY25 FINAL MILLAGE	% INCREASE OVER ROLLBACK
<u>COUNTYWIDE</u>				
General County Millage	4.8751	4.5604	4.8751	6.90%
<u>SPECIAL DISTRICTS</u>				
Fire/Rescue MSTU	2.7649	2.5796	2.7649	7.18%
Unincorporated Road MSTU	0.1107	0.1034	0.1107	7.06%
TOTAL BCC Millage	7.7507	N/A	7.7507	N/A

General County Millage

Countywide millage is assessed against all taxable property in the County to support general governmental activities of the County.

Fire Protection Millage

The County levies a dependent special district millage for the operation of a municipal services taxing unit for the provision of fire and emergency medical services which covers the unincorporated (i.e., outside of municipal limits) area of the County and the incorporated limits of Altamonte Springs, Winter Springs, and Casselberry.

Unincorporated Roads Millage

The County levies a dependent special district millage for the provision of transportation services in the unincorporated (i.e., outside of municipal limits) area of the County.

The final "aggregate" millage rate for all BCC taxing districts is 6.8803 mills, which represents an 6.48% increase over the current year "aggregate" rolled-back millage rate of 6.4616 mills.

Note: The aggregate millage rate is based on a statutory formula that divides the sum of all property taxes levied by the Seminole County BCC (Countywide, Road District MSTU and Fire District MSTU) by the total countywide taxable value. The current year aggregate millage rate (based on proposed property taxes to be levied) is divided by the rolled back aggregate millage rate (based on prior year property taxes levied adjusted for CRA incremental values and payments) to determine the statutory increase in proposed taxes to be levied by the BCC. Florida's "Truth in Millage" or TRIM process requires the aggregate tax increase to be publicly announced at the September budget hearings to adopt the tentative and final millage rates.

SECOND PUBLIC HEARING ADJUSTMENTS

ADJUSTMENT DETAIL	1ST PUBLIC HEARING	2ND PUBLIC HEARING	PH2 ADJUSTMENTS
SOURCES			
REVENUE ADJUSTMENTS			
BEHAVIORAL HEALTH BUDGET RETURNED TO COUNTY'S GENERAL FUND	-	4,000,000	4,000,000
BEGINNING FUND BALANCE ESTIMATES	330,747,112	330,747,112	-
NO ADJUSTMENT	764,350,687	764,350,687	-
TOTAL	1,095,097,799	1,099,097,799	4,000,000
USES			
SHERIFF GENERAL FUND TRANSFER (PH1 DEPUTY SALARIES)	175,830,000	179,830,000	4,000,000
RESERVE ADJUSTMENTS	237,284,776	237,284,776	-
NO ADJUSTMENT	681,983,023	681,983,023	-
TOTAL	1,095,097,799	1,099,097,799	4,000,000

SECOND PUBLIC HEARING ADJUSTMENTS BY FUND

ADJUSTMENT DETAIL	1ST PUBLIC HEARING	2ND PUBLIC HEARING	PH2 ADJUSTMENTS
00100 GENERAL FUND			
SOURCES			
TAXES	266,423,100	266,423,100	-
PERMITS FEES & SPECIAL ASM	41,500	41,500	-
INTERGOVERNMENTAL REVENUE	46,607,500	46,607,500	-
CHARGES FOR SERVICES	9,718,579	9,718,579	-
JUDGEMENTS FINES & FORFEIT	579,000	579,000	-
MISCELLANEOUS REVENUES	5,041,250	5,041,250	-
OTHER SOURCES	2,653,650	6,653,650	4,000,000
FUND BALANCE	76,000,000	76,000,000	-
SOURCES Total	407,064,579	411,064,579	4,000,000
USES			
PERSONNEL SERVICES	60,027,857	60,027,857	-
OPERATING EXPENDITURES	44,959,213	44,959,213	-
INTERNAL SERVICE CHARGES	35,616,485	35,616,485	-
COST ALLOCATION (CONTRA)	(61,178,412)	(61,178,412)	-
CAPITAL OUTLAY	3,628,000	3,628,000	-
GRANTS & AIDS	11,974,081	11,974,081	-
INTERFUND TRANSFERS OUT	51,501,610	51,501,610	-
CONSTITUTIONAL TRANSFERS	204,036,897	208,036,897	4,000,000
RESERVES	56,498,848	56,498,848	-
USES Total	407,064,579	411,064,579	4,000,000
00101 POLICE EDUCATION FUND			
SOURCES			
CHARGES FOR SERVICES	110,000	110,000	-
FUND BALANCE	240,000	240,000	-
SOURCES Total	350,000	350,000	-
USES			
OPERATING EXPENDITURES	200,000	200,000	-
CONSTITUTIONAL TRANSFERS	150,000	150,000	-
USES Total	350,000	350,000	-
00103 NATURAL LAND ENDOWMENT FUND			
SOURCES			
CHARGES FOR SERVICES	25,000	25,000	-
MISCELLANEOUS REVENUES	15,500	15,500	-
FUND BALANCE	75,000	75,000	-
SOURCES Total	115,500	115,500	-
USES			
OPERATING EXPENDITURES	56,021	56,021	-
RESERVES	59,479	59,479	-
USES Total	115,500	115,500	-

SECOND PUBLIC HEARING ADJUSTMENTS BY FUND

ADJUSTMENT DETAIL	1ST PUBLIC HEARING	2ND PUBLIC HEARING	PH2 ADJUSTMENTS
00104 BOATING IMPROVEMENT FUND			
SOURCES			
INTERGOVERNMENTAL REVENUE	50,000	50,000	-
MISCELLANEOUS REVENUES	5,000	5,000	-
FUND BALANCE	100,000	100,000	-
SOURCES Total	155,000	155,000	-
USES			
RESERVES	155,000	155,000	-
USES Total	155,000	155,000	-
00105 SEMINOLE FOREVER FUND			
SOURCES			
OTHER SOURCES	4,231,024	4,231,024	-
FUND BALANCE	3,850,000	3,850,000	-
SOURCES Total	8,081,024	8,081,024	-
USES			
CAPITAL OUTLAY	1,000,000	1,000,000	-
RESERVES	7,081,024	7,081,024	-
USES Total	8,081,024	8,081,024	-
00108 FACILITIES MAINTENANCE FUND			
SOURCES			
MISCELLANEOUS REVENUES	25,000	25,000	-
OTHER SOURCES	2,470,000	2,470,000	-
FUND BALANCE	1,050,000	1,050,000	-
SOURCES Total	3,545,000	3,545,000	-
USES			
OPERATING EXPENDITURES	3,000	3,000	-
CAPITAL OUTLAY	3,527,000	3,527,000	-
RESERVES	15,000	15,000	-
USES Total	3,545,000	3,545,000	-
00109 FLEET REPLACEMENT FUND			
SOURCES			
MISCELLANEOUS REVENUES	70,000	70,000	-
OTHER SOURCES	100,000	100,000	-
FUND BALANCE	850,000	850,000	-
SOURCES Total	1,020,000	1,020,000	-
USES			
CAPITAL OUTLAY	853,620	853,620	-
RESERVES	166,380	166,380	-
USES Total	1,020,000	1,020,000	-

SECOND PUBLIC HEARING ADJUSTMENTS BY FUND

ADJUSTMENT DETAIL	1ST PUBLIC HEARING	2ND PUBLIC HEARING	PH2 ADJUSTMENTS
00111 TECHNOLOGY REPLACEMENT FUND			
SOURCES			
CHARGES FOR SERVICES	159,074	159,074	-
MISCELLANEOUS REVENUES	5,000	5,000	-
OTHER SOURCES	411,724	411,724	-
SOURCES Total	575,798	575,798	-
USES			
OPERATING EXPENDITURES	1,546,743	1,546,743	-
COST ALLOCATION (CONTRA)	(1,455,945)	(1,455,945)	-
CAPITAL OUTLAY	480,000	480,000	-
RESERVES	5,000	5,000	-
USES Total	575,798	575,798	-
00112 MAJOR PROJECTS FUND			
SOURCES			
OTHER SOURCES	517,500	517,500	-
SOURCES Total	517,500	517,500	-
USES			
GRANTS & AIDS	517,500	517,500	-
USES Total	517,500	517,500	-
00113 COUNTYWIDE UTILITIES			
SOURCES			
OTHER SOURCES	2,372,488	2,372,488	-
SOURCES Total	2,372,488	2,372,488	-
USES			
OPERATING EXPENDITURES	2,205,182	2,205,182	-
RESERVES	167,306	167,306	-
USES Total	2,372,488	2,372,488	-
10101 TRANSPORTATION TRUST FUND			
SOURCES			
TAXES	10,421,500	10,421,500	-
INTERGOVERNMENTAL REVENUE	5,814,596	5,814,596	-
CHARGES FOR SERVICES	2,138,559	2,138,559	-
MISCELLANEOUS REVENUES	285,000	285,000	-
OTHER SOURCES	100,557	100,557	-
FUND BALANCE	4,700,000	4,700,000	-
SOURCES Total	23,460,212	23,460,212	-

SECOND PUBLIC HEARING ADJUSTMENTS BY FUND

ADJUSTMENT DETAIL	1ST PUBLIC HEARING	2ND PUBLIC HEARING	PH2 ADJUSTMENTS
USES			
PERSONNEL SERVICES	16,398,495	16,398,495	-
OPERATING EXPENDITURES	7,297,236	7,297,236	-
INTERNAL SERVICE CHARGES	5,623,895	5,623,895	-
COST ALLOCATION (CONTRA)	(6,872,298)	(6,872,298)	-
CAPITAL OUTLAY	575,449	575,449	-
GRANTS & AIDS	250,897	250,897	-
CONSTITUTIONAL TRANSFERS	47,685	47,685	-
RESERVES	138,853	138,853	-
USES Total	23,460,212	23,460,212	-
10102 NINTH-CENT FUEL TAX FUND			
SOURCES			
TAXES	2,100,000	2,100,000	-
OTHER SOURCES	11,092,911	11,092,911	-
FUND BALANCE	900,000	900,000	-
SOURCES Total	14,092,911	14,092,911	-
USES			
OPERATING EXPENDITURES	542,911	542,911	-
GRANTS & AIDS	13,494,055	13,494,055	-
RESERVES	55,945	55,945	-
USES Total	14,092,911	14,092,911	-
10103 SUNRAIL OPERATIONS			
SOURCES			
OTHER SOURCES	11,692,119	11,692,119	-
SOURCES Total	11,692,119	11,692,119	-
USES			
OPERATING EXPENDITURES	1,882,089	1,882,089	-
GRANTS & AIDS	9,810,030	9,810,030	-
USES Total	11,692,119	11,692,119	-
10400 BUILDING PROGRAM			
SOURCES			
PERMITS FEES & SPECIAL ASM	4,445,000	4,445,000	-
CHARGES FOR SERVICES	1,027,500	1,027,500	-
MISCELLANEOUS REVENUES	353,000	353,000	-
FUND BALANCE	3,700,000	3,700,000	-
SOURCES Total	9,525,500	9,525,500	-
USES			
PERSONNEL SERVICES	5,648,046	5,648,046	-
OPERATING EXPENDITURES	500,850	500,850	-
INTERNAL SERVICE CHARGES	1,154,172	1,154,172	-
CAPITAL OUTLAY	73,564	73,564	-
RESERVES	2,148,869	2,148,869	-
USES Total	9,525,500	9,525,500	-

SECOND PUBLIC HEARING ADJUSTMENTS BY FUND

ADJUSTMENT DETAIL	1ST PUBLIC HEARING	2ND PUBLIC HEARING	PH2 ADJUSTMENTS
11000 TOURISM PARKS 1,2,3 CENT FUND			
SOURCES			
TAXES	3,900,000	3,900,000	-
MISCELLANEOUS REVENUES	50,000	50,000	-
FUND BALANCE	6,500,000	6,500,000	-
SOURCES Total	10,450,000	10,450,000	-
USES			
PERSONNEL SERVICES	66,911	66,911	-
OPERATING EXPENDITURES	637,725	637,725	-
INTERNAL SERVICE CHARGES	11,000	11,000	-
CAPITAL OUTLAY	3,443,428	3,443,428	-
DEBT SERVICE	50,000	50,000	-
GRANTS & AIDS	350,000	350,000	-
INTERFUND TRANSFERS OUT	1,910,633	1,910,633	-
RESERVES	3,980,303	3,980,303	-
USES Total	10,450,000	10,450,000	-
11001 TOURISM SPORTS 4 & 6 CENT FUND			
SOURCES			
TAXES	2,600,000	2,600,000	-
MISCELLANEOUS REVENUES	12,500	12,500	-
FUND BALANCE	2,500,000	2,500,000	-
SOURCES Total	5,112,500	5,112,500	-
USES			
PERSONNEL SERVICES	922,160	922,160	-
OPERATING EXPENDITURES	1,445,311	1,445,311	-
INTERNAL SERVICE CHARGES	151,137	151,137	-
CAPITAL OUTLAY	2,181,572	2,181,572	-
GRANTS & AIDS	60,000	60,000	-
RESERVES	352,319	352,319	-
USES Total	5,112,500	5,112,500	-
11200 FIRE PROTECTION FUND			
SOURCES			
TAXES	100,606,000	100,606,000	-
INTERGOVERNMENTAL REVENUE	180,000	180,000	-
CHARGES FOR SERVICES	13,203,674	13,203,674	-
MISCELLANEOUS REVENUES	645,000	645,000	-
OTHER SOURCES	70,000	70,000	-
FUND BALANCE	30,000,000	30,000,000	-
SOURCES Total	144,704,674	144,704,674	-

SECOND PUBLIC HEARING ADJUSTMENTS BY FUND

ADJUSTMENT DETAIL	1ST PUBLIC HEARING	2ND PUBLIC HEARING	PH2 ADJUSTMENTS
USES			
PERSONNEL SERVICES	79,334,557	79,334,557	-
OPERATING EXPENDITURES	7,454,120	7,454,120	-
INTERNAL SERVICE CHARGES	9,954,039	9,954,039	-
CAPITAL OUTLAY	16,666,634	16,666,634	-
GRANTS & AIDS	1,218,898	1,218,898	-
INTERFUND TRANSFERS OUT	411,724	411,724	-
CONSTITUTIONAL TRANSFERS	1,490,502	1,490,502	-
RESERVES	28,174,200	28,174,200	-
USES Total	144,704,674	144,704,674	-

11400 COURT SUPP TECH FEE (ARTV)

SOURCES			
CHARGES FOR SERVICES	550,000	550,000	-
MISCELLANEOUS REVENUES	1,000	1,000	-
OTHER SOURCES	600,000	600,000	-
FUND BALANCE	200,000	200,000	-
SOURCES Total	1,351,000	1,351,000	-

USES			
PERSONNEL SERVICES	392,593	392,593	-
OPERATING EXPENDITURES	811,327	811,327	-
CAPITAL OUTLAY	21,200	21,200	-
GRANTS & AIDS	35,000	35,000	-
RESERVES	90,880	90,880	-
USES Total	1,351,000	1,351,000	-

11560 2014 INFRASTRUCTURE SALES TAX

SOURCES			
TAXES	14,200,000	14,200,000	-
INTERGOVERNMENTAL REVENUE	7,000,000	7,000,000	-
MISCELLANEOUS REVENUES	3,000,000	3,000,000	-
FUND BALANCE	24,200,000	24,200,000	-
SOURCES Total	48,400,000	48,400,000	-

USES			
OPERATING EXPENDITURES	1,340,000	1,340,000	-
INTERNAL SERVICE CHARGES	6,872,298	6,872,298	-
CAPITAL OUTLAY	33,776,804	33,776,804	-
GRANTS & AIDS	745,000	745,000	-
RESERVES	5,665,898	5,665,898	-
USES Total	48,400,000	48,400,000	-

11800 EMS TRUST FUND

SOURCES			
INTERGOVERNMENTAL REVENUE	43,762	43,762	-
SOURCES Total	43,762	43,762	-

SECOND PUBLIC HEARING ADJUSTMENTS BY FUND

ADJUSTMENT DETAIL	1ST PUBLIC HEARING	2ND PUBLIC HEARING	PH2 ADJUSTMENTS
USES			
OPERATING EXPENDITURES	43,762	43,762	-
USES Total	43,762	43,762	-
11901 COMMUNITY DEVELOPEMEN BLK GRANT			
SOURCES			
INTERGOVERNMENTAL REVENUE	2,200,355	2,200,355	-
SOURCES Total	2,200,355	2,200,355	-
USES			
OPERATING EXPENDITURES	401,071	401,071	-
CAPITAL OUTLAY	39,000	39,000	-
GRANTS & AIDS	1,760,284	1,760,284	-
USES Total	2,200,355	2,200,355	-
11902 HOME PROGRAM GRANT			
SOURCES			
INTERGOVERNMENTAL REVENUE	840,010	840,010	-
SOURCES Total	840,010	840,010	-
USES			
OPERATING EXPENDITURES	84,001	84,001	-
GRANTS & AIDS	756,009	756,009	-
USES Total	840,010	840,010	-
11904 EMERGENCY SHELTER GRANTS			
SOURCES			
INTERGOVERNMENTAL REVENUE	190,975	190,975	-
SOURCES Total	190,975	190,975	-
USES			
OPERATING EXPENDITURES	14,323	14,323	-
GRANTS & AIDS	176,652	176,652	-
USES Total	190,975	190,975	-
11905 COMMUNITY SVC BLOCK GRANT			
SOURCES			
INTERGOVERNMENTAL REVENUE	287,972	287,972	-
SOURCES Total	287,972	287,972	-
USES			
OPERATING EXPENDITURES	287,972	287,972	-
USES Total	287,972	287,972	-
11908 DISASTER PREPAREDNESS			
SOURCES			
INTERGOVERNMENTAL REVENUE	246,262	246,262	-
SOURCES Total	246,262	246,262	-
USES			
OPERATING EXPENDITURES	246,262	246,262	-
USES Total	246,262	246,262	-

SECOND PUBLIC HEARING ADJUSTMENTS BY FUND

ADJUSTMENT DETAIL	1ST PUBLIC HEARING	2ND PUBLIC HEARING	PH2 ADJUSTMENTS
11909 MOSQUITO CONTROL GRANT			
SOURCES			
INTERGOVERNMENTAL REVENUE	61,856	61,856	-
SOURCES Total	61,856	61,856	-
USES			
OPERATING EXPENDITURES	61,856	61,856	-
USES Total	61,856	61,856	-
11912 PUBLIC SAFETY GRANTS (STATE)			
SOURCES			
INTERGOVERNMENTAL REVENUE	2,800	2,800	-
SOURCES Total	2,800	2,800	-
USES			
OPERATING EXPENDITURES	2,800	2,800	-
USES Total	2,800	2,800	-
11919 COMMUNITY SVC GRANTS			
SOURCES			
INTERGOVERNMENTAL REVENUE	761,567	761,567	-
SOURCES Total	761,567	761,567	-
USES			
OPERATING EXPENDITURES	29,855	29,855	-
GRANTS & AIDS	731,712	731,712	-
USES Total	761,567	761,567	-
11930 RESOURCE MANAGEMENT GRANTS			
SOURCES			
INTERGOVERNMENTAL REVENUE	810,848	810,848	-
SOURCES Total	810,848	810,848	-
USES			
OPERATING EXPENDITURES	810,848	810,848	-
USES Total	810,848	810,848	-
11933 FEDERAL MITIGATION GRANTS			
SOURCES			
INTERGOVERNMENTAL REVENUE	1,356,262	1,356,262	-
SOURCES Total	1,356,262	1,356,262	-

SECOND PUBLIC HEARING ADJUSTMENTS BY FUND

ADJUSTMENT DETAIL	1ST PUBLIC HEARING	2ND PUBLIC HEARING	PH2 ADJUSTMENTS
USES			
OPERATING EXPENDITURES	38,618	38,618	-
CAPITAL OUTLAY	1,317,644	1,317,644	-
USES Total	1,356,262	1,356,262	-
11940 ENVIRONMENTAL SERVICES GRANTS			
SOURCES			
INTERGOVERNMENTAL REVENUE	2,211,450	2,211,450	-
SOURCES Total	2,211,450	2,211,450	-
USES			
OPERATING EXPENDITURES	221,145	221,145	-
GRANTS & AIDS	1,990,305	1,990,305	-
USES Total	2,211,450	2,211,450	-
12026 SHIP AFFORDABLE HOUSING 25/26			
SOURCES			
INTERGOVERNMENTAL REVENUE	5,524,124	5,524,124	-
SOURCES Total	5,524,124	5,524,124	-
USES			
OPERATING EXPENDITURES	533,767	533,767	-
GRANTS & AIDS	4,990,357	4,990,357	-
USES Total	5,524,124	5,524,124	-
12200 ARBOR VIOLATION TRUST FUND			
SOURCES			
JUDGEMENTS FINES & FORFEIT	10,000	10,000	-
MISCELLANEOUS REVENUES	2,000	2,000	-
FUND BALANCE	125,000	125,000	-
SOURCES Total	137,000	137,000	-
USES			
OPERATING EXPENDITURES	137,000	137,000	-
USES Total	137,000	137,000	-
12300 ALCOHOL/DRUG ABUSE FUND			
SOURCES			
CHARGES FOR SERVICES	15,000	15,000	-
FUND BALANCE	20,000	20,000	-
SOURCES Total	35,000	35,000	-
USES			
CONSTITUTIONAL TRANSFERS	35,000	35,000	-
USES Total	35,000	35,000	-

SECOND PUBLIC HEARING ADJUSTMENTS BY FUND

ADJUSTMENT DETAIL	1ST PUBLIC HEARING	2ND PUBLIC HEARING	PH2 ADJUSTMENTS
12302 TEEN COURT			
SOURCES			
CHARGES FOR SERVICES	72,000	72,000	-
SOURCES Total	72,000	72,000	-
USES			
CONSTITUTIONAL TRANSFERS	72,000	72,000	-
USES Total	72,000	72,000	-
12303 OPIOID SETTLEMENT			
SOURCES			
MISCELLANEOUS REVENUES	2,664,285	2,664,285	-
FUND BALANCE	6,500,000	6,500,000	-
SOURCES Total	9,164,285	9,164,285	-
USES			
OPERATING EXPENDITURES	7,809,785	7,809,785	-
GRANTS & AIDS	87,500	87,500	-
CONSTITUTIONAL TRANSFERS	1,267,000	1,267,000	-
USES Total	9,164,285	9,164,285	-
12500 EMERGENCY 911 FUND			
SOURCES			
INTERGOVERNMENTAL REVENUE	2,600,000	2,600,000	-
MISCELLANEOUS REVENUES	50,000	50,000	-
FUND BALANCE	4,450,000	4,450,000	-
SOURCES Total	7,100,000	7,100,000	-
USES			
PERSONNEL SERVICES	468,801	468,801	-
OPERATING EXPENDITURES	1,109,544	1,109,544	-
INTERNAL SERVICE CHARGES	97,861	97,861	-
CAPITAL OUTLAY	340,000	340,000	-
GRANTS & AIDS	150,000	150,000	-
CONSTITUTIONAL TRANSFERS	425,000	425,000	-
RESERVES	4,508,793	4,508,793	-
USES Total	7,100,000	7,100,000	-
12604 EAST COLLECT IMPACT FEE (EXP)			
SOURCES			
FUND BALANCE	2,500	2,500	-
SOURCES Total	2,500	2,500	-
USES			
RESERVES	2,500	2,500	-
USES Total	2,500	2,500	-

SECOND PUBLIC HEARING ADJUSTMENTS BY FUND

ADJUSTMENT DETAIL	1ST PUBLIC HEARING	2ND PUBLIC HEARING	PH2 ADJUSTMENTS
12606 MOBILITY FEE CORE DISTRICT			
SOURCES			
PERMITS FEES & SPECIAL ASM	425,000	425,000	-
MISCELLANEOUS REVENUES	20,000	20,000	-
FUND BALANCE	200,000	200,000	-
SOURCES Total	645,000	645,000	-
USES			
RESERVES	645,000	645,000	-
USES Total	645,000	645,000	-
12607 MOBILITY FEE RURAL DISTRICT			
SOURCES			
PERMITS FEES & SPECIAL ASM	200,000	200,000	-
MISCELLANEOUS REVENUES	5,000	5,000	-
SOURCES Total	205,000	205,000	-
USES			
RESERVES	205,000	205,000	-
USES Total	205,000	205,000	-
12608 MOBILITY FEE SUBURBAN EAST DIS			
SOURCES			
PERMITS FEES & SPECIAL ASM	1,300,000	1,300,000	-
MISCELLANEOUS REVENUES	10,000	10,000	-
SOURCES Total	1,310,000	1,310,000	-
USES			
RESERVES	1,310,000	1,310,000	-
USES Total	1,310,000	1,310,000	-
12609 MOBILITY FEE SUBURBAN WEST			
SOURCES			
PERMITS FEES & SPECIAL ASM	150,000	150,000	-
MISCELLANEOUS REVENUES	5,000	5,000	-
SOURCES Total	155,000	155,000	-
USES			
RESERVES	155,000	155,000	-
USES Total	155,000	155,000	-
12801 FIRE/RESCUE-IMPACT FEE			
SOURCES			
PERMITS FEES & SPECIAL ASM	295,000	295,000	-
MISCELLANEOUS REVENUES	10,000	10,000	-
FUND BALANCE	400,000	400,000	-
SOURCES Total	705,000	705,000	-
USES			
CAPITAL OUTLAY	575,000	575,000	-
RESERVES	130,000	130,000	-
USES Total	705,000	705,000	-

SECOND PUBLIC HEARING ADJUSTMENTS BY FUND

ADJUSTMENT DETAIL	1ST PUBLIC HEARING	2ND PUBLIC HEARING	PH2 ADJUSTMENTS
12804 LIBRARY-IMPACT FEE			
SOURCES			
PERMITS FEES & SPECIAL ASM	226,000	226,000	-
FUND BALANCE	400,000	400,000	-
SOURCES Total	626,000	626,000	-
USES			
CAPITAL OUTLAY	350,000	350,000	-
RESERVES	276,000	276,000	-
USES Total	626,000	626,000	-
13100 ECONOMIC DEVELOPMENT			
SOURCES			
OTHER SOURCES	1,849,527	1,849,527	-
FUND BALANCE	25,337	25,337	-
SOURCES Total	1,874,864	1,874,864	-
USES			
PERSONNEL SERVICES	411,680	411,680	-
OPERATING EXPENDITURES	713,185	713,185	-
GRANTS & AIDS	750,000	750,000	-
USES Total	1,874,864	1,874,864	-
15000 MSBU STREET LIGHTING			
SOURCES			
PERMITS FEES & SPECIAL ASM	2,400,000	2,400,000	-
MISCELLANEOUS REVENUES	20,000	20,000	-
FUND BALANCE	175,000	175,000	-
SOURCES Total	2,595,000	2,595,000	-
USES			
OPERATING EXPENDITURES	2,595,000	2,595,000	-
USES Total	2,595,000	2,595,000	-
15100 MSBU RESIDENTIAL SOLID WASTE			
SOURCES			
PERMITS FEES & SPECIAL ASM	21,650,000	21,650,000	-
MISCELLANEOUS REVENUES	200,000	200,000	-
FUND BALANCE	5,000,000	5,000,000	-
SOURCES Total	26,850,000	26,850,000	-

SECOND PUBLIC HEARING ADJUSTMENTS BY FUND

ADJUSTMENT DETAIL	1ST PUBLIC HEARING	2ND PUBLIC HEARING	PH2 ADJUSTMENTS
USES			
OPERATING EXPENDITURES	22,797,261	22,797,261	-
RESERVES	4,052,739	4,052,739	-
USES Total	26,850,000	26,850,000	-

16000 MSBU PROGRAM

SOURCES			
PERMITS FEES & SPECIAL ASM	217,700	217,700	-
CHARGES FOR SERVICES	588,532	588,532	-
MISCELLANEOUS REVENUES	5,025	5,025	-
OTHER SOURCES	10,754	10,754	-
FUND BALANCE	825,000	825,000	-
SOURCES Total	1,647,011	1,647,011	-

USES			
PERSONNEL SERVICES	393,496	393,496	-
OPERATING EXPENDITURES	290,460	290,460	-
INTERNAL SERVICE CHARGES	46,075	46,075	-
RESERVES	916,980	916,980	-
USES Total	1,647,011	1,647,011	-

16005 MSBU MILLS (LM/AWC)

SOURCES			
PERMITS FEES & SPECIAL ASM	63,840	63,840	-
MISCELLANEOUS REVENUES	1,500	1,500	-
OTHER SOURCES	2,800	2,800	-
FUND BALANCE	670,000	670,000	-
SOURCES Total	738,140	738,140	-

USES			
OPERATING EXPENDITURES	738,140	738,140	-
USES Total	738,140	738,140	-

16006 MSBU PICKETT AQUATIC (LM/AWC)

SOURCES			
PERMITS FEES & SPECIAL ASM	41,213	41,213	-
MISCELLANEOUS REVENUES	1,375	1,375	-
FUND BALANCE	525,000	525,000	-
SOURCES Total	567,588	567,588	-

USES			
OPERATING EXPENDITURES	567,588	567,588	-
USES Total	567,588	567,588	-

SECOND PUBLIC HEARING ADJUSTMENTS BY FUND

ADJUSTMENT DETAIL	1ST PUBLIC HEARING	2ND PUBLIC HEARING	PH2 ADJUSTMENTS
16007 MSBU AMORY (LM/AWC)			
SOURCES			
PERMITS FEES & SPECIAL ASM	6,336	6,336	-
MISCELLANEOUS REVENUES	100	100	-
FUND BALANCE	25,000	25,000	-
SOURCES Total	31,436	31,436	-
USES			
OPERATING EXPENDITURES	31,436	31,436	-
USES Total	31,436	31,436	-
16010 MSBU CEDAR RIDGE (GRNDS MAINT)			
SOURCES			
PERMITS FEES & SPECIAL ASM	34,000	34,000	-
MISCELLANEOUS REVENUES	100	100	-
FUND BALANCE	60,000	60,000	-
SOURCES Total	94,100	94,100	-
USES			
OPERATING EXPENDITURES	91,450	91,450	-
INTERFUND TRANSFERS OUT	2,650	2,650	-
USES Total	94,100	94,100	-
16013 MSBU HOWELL CREEK (LM/AWC)			
SOURCES			
PERMITS FEES & SPECIAL ASM	1,295	1,295	-
MISCELLANEOUS REVENUES	50	50	-
FUND BALANCE	6,000	6,000	-
SOURCES Total	7,345	7,345	-
USES			
OPERATING EXPENDITURES	7,345	7,345	-
USES Total	7,345	7,345	-
16020 MSBU HORSESHOE (LM/AWC)			
SOURCES			
PERMITS FEES & SPECIAL ASM	10,560	10,560	-
MISCELLANEOUS REVENUES	55	55	-
FUND BALANCE	25,000	25,000	-
SOURCES Total	35,615	35,615	-
USES			
OPERATING EXPENDITURES	35,615	35,615	-
USES Total	35,615	35,615	-

SECOND PUBLIC HEARING ADJUSTMENTS BY FUND

ADJUSTMENT DETAIL	1ST PUBLIC HEARING	2ND PUBLIC HEARING	PH2 ADJUSTMENTS
16021 MSBU MYRTLE (LM/AWC)			
SOURCES			
PERMITS FEES & SPECIAL ASM	7,240	7,240	-
MISCELLANEOUS REVENUES	65	65	-
FUND BALANCE	30,000	30,000	-
SOURCES Total	37,305	37,305	-
USES			
OPERATING EXPENDITURES	37,305	37,305	-
USES Total	37,305	37,305	-
16023 MSBU SPRING WOOD LAKE (LM/AWC)			
SOURCES			
PERMITS FEES & SPECIAL ASM	5,185	5,185	-
MISCELLANEOUS REVENUES	250	250	-
FUND BALANCE	44,000	44,000	-
SOURCES Total	49,435	49,435	-
USES			
OPERATING EXPENDITURES	49,435	49,435	-
USES Total	49,435	49,435	-
16024 MSBU LAKE OF THE WOODS(LM/AWC)			
SOURCES			
PERMITS FEES & SPECIAL ASM	19,080	19,080	-
MISCELLANEOUS REVENUES	700	700	-
FUND BALANCE	120,000	120,000	-
SOURCES Total	139,780	139,780	-
USES			
OPERATING EXPENDITURES	139,780	139,780	-
USES Total	139,780	139,780	-
16025 MSBU MIRROR (LM/AWC)			
SOURCES			
PERMITS FEES & SPECIAL ASM	9,100	9,100	-
MISCELLANEOUS REVENUES	285	285	-
FUND BALANCE	70,000	70,000	-
SOURCES Total	79,385	79,385	-
USES			
OPERATING EXPENDITURES	79,385	79,385	-
USES Total	79,385	79,385	-

SECOND PUBLIC HEARING ADJUSTMENTS BY FUND

ADJUSTMENT DETAIL	1ST PUBLIC HEARING	2ND PUBLIC HEARING	PH2 ADJUSTMENTS
16026 MSBU SPRING (LM/AWC)			
SOURCES			
PERMITS FEES & SPECIAL ASM	27,000	27,000	-
MISCELLANEOUS REVENUES	1,000	1,000	-
FUND BALANCE	220,000	220,000	-
SOURCES Total	248,000	248,000	-
USES			
OPERATING EXPENDITURES	248,000	248,000	-
USES Total	248,000	248,000	-
16027 MSBU SPRINGWOOD WTRWY (LM/AWC)			
SOURCES			
PERMITS FEES & SPECIAL ASM	3,745	3,745	-
MISCELLANEOUS REVENUES	300	300	-
FUND BALANCE	55,000	55,000	-
SOURCES Total	59,045	59,045	-
USES			
OPERATING EXPENDITURES	59,045	59,045	-
USES Total	59,045	59,045	-
16028 MSBU BURKETT (LM/AWC)			
SOURCES			
PERMITS FEES & SPECIAL ASM	4,600	4,600	-
MISCELLANEOUS REVENUES	250	250	-
FUND BALANCE	75,000	75,000	-
SOURCES Total	79,850	79,850	-
USES			
OPERATING EXPENDITURES	79,850	79,850	-
USES Total	79,850	79,850	-
16030 MSBU SWEETWATER COVE (LM/AWC)			
SOURCES			
PERMITS FEES & SPECIAL ASM	59,313	59,313	-
MISCELLANEOUS REVENUES	300	300	-
SOURCES Total	59,613	59,613	-
USES			
OPERATING EXPENDITURES	54,213	54,213	-
INTERFUND TRANSFERS OUT	5,400	5,400	-
USES Total	59,613	59,613	-

SECOND PUBLIC HEARING ADJUSTMENTS BY FUND

ADJUSTMENT DETAIL	1ST PUBLIC HEARING	2ND PUBLIC HEARING	PH2 ADJUSTMENTS
16031 MSBU LAKE ASHER AWC			
SOURCES			
PERMITS FEES & SPECIAL ASM	5,380	5,380	-
MISCELLANEOUS REVENUES	60	60	-
FUND BALANCE	15,000	15,000	-
SOURCES Total	20,440	20,440	-
USES			
OPERATING EXPENDITURES	20,440	20,440	-
USES Total	20,440	20,440	-
16032 MSBU ENGLISH ESTATES (LM/AWC)			
SOURCES			
PERMITS FEES & SPECIAL ASM	3,455	3,455	-
MISCELLANEOUS REVENUES	20	20	-
FUND BALANCE	14,000	14,000	-
SOURCES Total	17,475	17,475	-
USES			
OPERATING EXPENDITURES	17,475	17,475	-
USES Total	17,475	17,475	-
16033 MSBU GRACE LAKE (LM/AWC)			
SOURCES			
PERMITS FEES & SPECIAL ASM	13,670	13,670	-
MISCELLANEOUS REVENUES	100	100	-
FUND BALANCE	40,000	40,000	-
SOURCES Total	53,770	53,770	-
USES			
OPERATING EXPENDITURES	53,770	53,770	-
USES Total	53,770	53,770	-
16035 MSBU BUTTONWOOD POND (LM/AWC)			
SOURCES			
PERMITS FEES & SPECIAL ASM	3,430	3,430	-
MISCELLANEOUS REVENUES	100	100	-
FUND BALANCE	20,000	20,000	-
SOURCES Total	23,530	23,530	-
USES			
OPERATING EXPENDITURES	23,530	23,530	-
USES Total	23,530	23,530	-

SECOND PUBLIC HEARING ADJUSTMENTS BY FUND

ADJUSTMENT DETAIL	1ST PUBLIC HEARING	2ND PUBLIC HEARING	PH2 ADJUSTMENTS
16036 MSBU HOWELL LAKE (LM/AWC)			
SOURCES			
PERMITS FEES & SPECIAL ASM	130,450	130,450	-
MISCELLANEOUS REVENUES	1,000	1,000	-
FUND BALANCE	650,000	650,000	-
SOURCES Total	781,450	781,450	-
USES			
OPERATING EXPENDITURES	781,450	781,450	-
USES Total	781,450	781,450	-
16037 MSBU LK LINDEN (LM/AWC)			
SOURCES			
PERMITS FEES & SPECIAL ASM	4,540	4,540	-
MISCELLANEOUS REVENUES	10	10	-
FUND BALANCE	3,000	3,000	-
SOURCES Total	7,550	7,550	-
USES			
OPERATING EXPENDITURES	6,723	6,723	-
INTERFUND TRANSFERS OUT	827	827	-
USES Total	7,550	7,550	-
16039 MSBU RICE LAKE (LM)			
SOURCES			
PERMITS FEES & SPECIAL ASM	12,989	12,989	-
SOURCES Total	12,989	12,989	-
USES			
OPERATING EXPENDITURES	12,989	12,989	-
USES Total	12,989	12,989	-
16040 MSBU TWIN LAKES (LM)			
SOURCES			
PERMITS FEES & SPECIAL ASM	6,780	6,780	-
SOURCES Total	6,780	6,780	-
USES			
OPERATING EXPENDITURES	6,780	6,780	-
USES Total	6,780	6,780	-
16073 MSBU SYLVAN LAKE (AWC)			
SOURCES			
PERMITS FEES & SPECIAL ASM	41,325	41,325	-
MISCELLANEOUS REVENUES	50	50	-
OTHER SOURCES	1,327	1,327	-
FUND BALANCE	175,000	175,000	-
SOURCES Total	217,702	217,702	-
USES			
OPERATING EXPENDITURES	217,702	217,702	-
USES Total	217,702	217,702	-

SECOND PUBLIC HEARING ADJUSTMENTS BY FUND

ADJUSTMENT DETAIL	1ST PUBLIC HEARING	2ND PUBLIC HEARING	PH2 ADJUSTMENTS
16077 MSBU LITTLE LK HOWELL/TUSK			
SOURCES			
PERMITS FEES & SPECIAL ASM	20,506	20,506	-
MISCELLANEOUS REVENUES	620	620	-
FUND BALANCE	41,000	41,000	-
SOURCES Total	62,126	62,126	-
USES			
OPERATING EXPENDITURES	62,126	62,126	-
USES Total	62,126	62,126	-
16080 MSBU E CRYSTAL CHAIN OF LAKES			
SOURCES			
PERMITS FEES & SPECIAL ASM	23,280	23,280	-
MISCELLANEOUS REVENUES	700	700	-
FUND BALANCE	18,000	18,000	-
SOURCES Total	41,980	41,980	-
USES			
OPERATING EXPENDITURES	41,980	41,980	-
USES Total	41,980	41,980	-
21235 GENERAL REVENUE DEBT - 2014			
SOURCES			
OTHER SOURCES	1,639,800	1,639,800	-
SOURCES Total	1,639,800	1,639,800	-
USES			
DEBT SERVICE	1,639,800	1,639,800	-
USES Total	1,639,800	1,639,800	-
21250 SPEC OBL REV & REF BOND - 2022			
SOURCES			
OTHER SOURCES	8,343,475	8,343,475	-
SOURCES Total	8,343,475	8,343,475	-
USES			
DEBT SERVICE	8,343,475	8,343,475	-
USES Total	8,343,475	8,343,475	-

SECOND PUBLIC HEARING ADJUSTMENTS BY FUND

ADJUSTMENT DETAIL	1ST PUBLIC HEARING	2ND PUBLIC HEARING	PH2 ADJUSTMENTS
22500 SALES TAX BONDS			
SOURCES			
OTHER SOURCES	4,981,264	4,981,264	-
SOURCES Total	4,981,264	4,981,264	-
USES			
DEBT SERVICE	4,981,264	4,981,264	-
USES Total	4,981,264	4,981,264	-
22600 CAPITAL IMP REV BOND SER 2021			
SOURCES			
OTHER SOURCES	3,147,175	3,147,175	-
SOURCES Total	3,147,175	3,147,175	-
USES			
DEBT SERVICE	3,147,175	3,147,175	-
USES Total	3,147,175	3,147,175	-
30600 INFRASTRUCTURE IMP OP FUND			
SOURCES			
FUND BALANCE	670,000	670,000	-
SOURCES Total	670,000	670,000	-
USES			
RESERVES	670,000	670,000	-
USES Total	670,000	670,000	-
32100 NATURAL LANDS/TRAILS			
SOURCES			
FUND BALANCE	100,000	100,000	-
SOURCES Total	100,000	100,000	-
USES			
RESERVES	100,000	100,000	-
USES Total	100,000	100,000	-
32200 COURTHOUSE PROJECTS FUND			
SOURCES			
FUND BALANCE	20,000	20,000	-
SOURCES Total	20,000	20,000	-
USES			
RESERVES	20,000	20,000	-
USES Total	20,000	20,000	-

SECOND PUBLIC HEARING ADJUSTMENTS BY FUND

ADJUSTMENT DETAIL	1ST PUBLIC HEARING	2ND PUBLIC HEARING	PH2 ADJUSTMENTS
32300 FIVE POINTS DEVELOPMENT FUND			
SOURCES			
FUND BALANCE	5,000,000	5,000,000	-
SOURCES Total	5,000,000	5,000,000	-
USES			
CAPITAL OUTLAY	5,000,000	5,000,000	-
USES Total	5,000,000	5,000,000	-
40100 WATER AND SEWER FUND			
SOURCES			
CHARGES FOR SERVICES	76,218,000	76,218,000	-
MISCELLANEOUS REVENUES	1,515,000	1,515,000	-
OTHER SOURCES	1,400,000	1,400,000	-
FUND BALANCE	48,400,000	48,400,000	-
SOURCES Total	127,533,000	127,533,000	-
USES			
PERSONNEL SERVICES	13,639,636	13,639,636	-
OPERATING EXPENDITURES	28,427,000	28,427,000	-
INTERNAL SERVICE CHARGES	5,047,505	5,047,505	-
CAPITAL OUTLAY	6,239,250	6,239,250	-
DEBT SERVICE	16,503,300	16,503,300	-
GRANTS & AIDS	15,000	15,000	-
INTERFUND TRANSFERS OUT	19,800,000	19,800,000	-
RESERVES	37,861,309	37,861,309	-
USES Total	127,533,000	127,533,000	-
40102 CONNECTION FEES-WATER			
SOURCES			
MISCELLANEOUS REVENUES	837,000	837,000	-
FUND BALANCE	2,400,000	2,400,000	-
SOURCES Total	3,237,000	3,237,000	-
USES			
OPERATING EXPENDITURES	5,000	5,000	-
CAPITAL OUTLAY	600,000	600,000	-
INTERFUND TRANSFERS OUT	500,000	500,000	-
RESERVES	2,132,000	2,132,000	-
USES Total	3,237,000	3,237,000	-
40103 CONNECTION FEES-SEWER			
SOURCES			
MISCELLANEOUS REVENUES	2,050,000	2,050,000	-
FUND BALANCE	11,000,000	11,000,000	-
SOURCES Total	13,050,000	13,050,000	-

SECOND PUBLIC HEARING ADJUSTMENTS BY FUND

ADJUSTMENT DETAIL	1ST PUBLIC HEARING	2ND PUBLIC HEARING	PH2 ADJUSTMENTS
USES			
OPERATING EXPENDITURES	10,000	10,000	-
CAPITAL OUTLAY	1,700,000	1,700,000	-
INTERFUND TRANSFERS OUT	900,000	900,000	-
RESERVES	10,440,000	10,440,000	-
USES Total	13,050,000	13,050,000	-
40107 WATER & SEWER DEBT SERVICE RES			
SOURCES			
FUND BALANCE	14,008,275	14,008,275	-
SOURCES Total	14,008,275	14,008,275	-
USES			
RESERVES	14,008,275	14,008,275	-
USES Total	14,008,275	14,008,275	-
40108 WATER & SEWER CAPITAL IMPROVEM			
SOURCES			
MISCELLANEOUS REVENUES	300,000	300,000	-
OTHER SOURCES	19,800,000	19,800,000	-
FUND BALANCE	10,500,000	10,500,000	-
SOURCES Total	30,600,000	30,600,000	-
USES			
OPERATING EXPENDITURES	150,000	150,000	-
CAPITAL OUTLAY	29,438,630	29,438,630	-
RESERVES	1,011,370	1,011,370	-
USES Total	30,600,000	30,600,000	-
40201 SOLID WASTE FUND			
SOURCES			
CHARGES FOR SERVICES	16,605,000	16,605,000	-
MISCELLANEOUS REVENUES	838,000	838,000	-
OTHER SOURCES	270,833	270,833	-
FUND BALANCE	14,000,000	14,000,000	-
SOURCES Total	31,713,833	31,713,833	-
USES			
PERSONNEL SERVICES	6,982,678	6,982,678	-
OPERATING EXPENDITURES	4,911,050	4,911,050	-
INTERNAL SERVICE CHARGES	4,831,521	4,831,521	-
CAPITAL OUTLAY	7,401,220	7,401,220	-
INTERFUND TRANSFERS OUT	610,460	610,460	-
RESERVES	6,976,904	6,976,904	-
USES Total	31,713,833	31,713,833	-

SECOND PUBLIC HEARING ADJUSTMENTS BY FUND

ADJUSTMENT DETAIL	1ST PUBLIC HEARING	2ND PUBLIC HEARING	PH2 ADJUSTMENTS
40204 LANDFILL MANAGEMENT ESCROW			
SOURCES			
MISCELLANEOUS REVENUES	500,000	500,000	-
OTHER SOURCES	610,460	610,460	-
FUND BALANCE	25,000,000	25,000,000	-
SOURCES Total	26,110,460	26,110,460	-
USES			
RESERVES	26,110,460	26,110,460	-
USES Total	26,110,460	26,110,460	-
40301 WEKIVA GOLF COURSE FUND			
SOURCES			
CHARGES FOR SERVICES	1,818,380	1,818,380	-
FUND BALANCE	300,000	300,000	-
SOURCES Total	2,118,380	2,118,380	-
USES			
OPERATING EXPENDITURES	1,691,679	1,691,679	-
DEBT SERVICE	71,310	71,310	-
RESERVES	355,391	355,391	-
USES Total	2,118,380	2,118,380	-
50100 PROPERTY LIABILITY FUND			
SOURCES			
CHARGES FOR SERVICES	4,600,000	4,600,000	-
MISCELLANEOUS REVENUES	70,000	70,000	-
FUND BALANCE	3,000,000	3,000,000	-
SOURCES Total	7,670,000	7,670,000	-
USES			
PERSONNEL SERVICES	381,243	381,243	-
OPERATING EXPENDITURES	4,081,050	4,081,050	-
INTERNAL SERVICE CHARGES	44,624	44,624	-
RESERVES	3,163,083	3,163,083	-
USES Total	7,670,000	7,670,000	-
50200 WORKERS COMPENSATION FUND			
SOURCES			
CHARGES FOR SERVICES	2,875,000	2,875,000	-
MISCELLANEOUS REVENUES	150,000	150,000	-
FUND BALANCE	6,800,000	6,800,000	-
SOURCES Total	9,825,000	9,825,000	-

SECOND PUBLIC HEARING ADJUSTMENTS BY FUND

ADJUSTMENT DETAIL	1ST PUBLIC HEARING	2ND PUBLIC HEARING	PH2 ADJUSTMENTS
USES			
PERSONNEL SERVICES	381,243	381,243	-
OPERATING EXPENDITURES	2,893,750	2,893,750	-
INTERNAL SERVICE CHARGES	23,967	23,967	-
RESERVES	6,526,040	6,526,040	-
USES Total	9,825,000	9,825,000	-
50300 HEALTH INSURANCE FUND			
SOURCES			
CHARGES FOR SERVICES	26,775,000	26,775,000	-
MISCELLANEOUS REVENUES	1,125,000	1,125,000	-
FUND BALANCE	13,500,000	13,500,000	-
SOURCES Total	41,400,000	41,400,000	-
USES			
PERSONNEL SERVICES	602,863	602,863	-
OPERATING EXPENDITURES	29,812,434	29,812,434	-
INTERNAL SERVICE CHARGES	32,075	32,075	-
RESERVES	10,952,627	10,952,627	-
USES Total	41,400,000	41,400,000	-
60301 BOCC AGENCY FUND			
SOURCES			
FUND BALANCE	70,000	70,000	-
SOURCES Total	70,000	70,000	-
USES			
OPERATING EXPENDITURES	70,000	70,000	-
USES Total	70,000	70,000	-
60303 LIBRARIES-DESIGNATED			
SOURCES			
MISCELLANEOUS REVENUES	50,000	50,000	-
SOURCES Total	50,000	50,000	-
USES			
OPERATING EXPENDITURES	50,000	50,000	-
USES Total	50,000	50,000	-
60304 ANIMAL SERVICES DONATIONS			
SOURCES			
FUND BALANCE	60,000	60,000	-
SOURCES Total	60,000	60,000	-
USES			
OPERATING EXPENDITURES	60,000	60,000	-
USES Total	60,000	60,000	-

SECOND PUBLIC HEARING ADJUSTMENTS BY FUND

ADJUSTMENT DETAIL	1ST PUBLIC HEARING	2ND PUBLIC HEARING	PH2 ADJUSTMENTS
60305 HISTORICAL COMMISSION			
SOURCES			
FUND BALANCE	30,000	30,000	-
SOURCES Total	30,000	30,000	-
USES			
OPERATING EXPENDITURES	30,000	30,000	-
USES Total	30,000	30,000	-



COUNTYWIDE BUDGET SUMMARY

	FY23 ACTUALS	FY24 ADOPTED BUDGET	FY25 FINAL BUDGET	VARIANCE
PROPERTY TAX RATE (MILLS)				
COUNTYWIDE	4.8751	4.8751	4.8751	0.0000
ROADS MSTU	0.1107	0.1107	0.1107	0.0000
FIRE MSTU	2.7649	2.7649	2.7649	0.0000
VALUE OF A MILL (96%)*				
COUNTYWIDE	43.2M	47.6M	51.6M	4.0M
ROADS MSTU	21.6M	23.6M	25.5M	1.9M
FIRE MSTU	30.7M	33.7M	36.4M	2.7M
SOURCES				
TAXES	88,961,820	88,853,100	45,378,100	(43,475,000)
AD VALOREM	297,964,683	328,381,000	354,872,500	26,491,500
PERMITS FEES & SPECIAL ASM	33,681,310	33,460,230	31,908,512	(1,551,718)
INTERGOVERNMENTAL REVENUE	107,254,773	91,279,818	76,790,339	(14,489,479)
CHARGES FOR SERVICES	149,620,519	147,079,719	156,499,298	9,419,579
JUDGEMENTS FINES & FORFEIT	1,067,705	549,000	589,000	40,000
MISCELLANEOUS REVENUES	49,993,406	16,712,815	19,943,550	3,230,735
OTHER SOURCES	177,955,074	2,559,911	6,726,911	4,167,000
CURRENT REVENUES	906,499,291	708,875,593	692,708,210	(16,167,383)
INTERFUND TRANSFERS IN	159,760,784	76,448,183	75,642,477	(805,706)
FUND BALANCE	-	286,014,861	330,747,112	44,732,251
SOURCES Total	1,066,260,075	1,071,338,637	1,099,097,799	27,759,162
USES				
PERSONNEL SERVICES	152,408,157	169,676,563	186,052,259	16,375,696
OPERATING EXPENDITURES	191,324,887	171,695,623	184,765,757	13,070,134
INTERNAL SERVICE CHARGES	44,782,386	53,363,005	69,506,655	16,143,650
COST ALLOCATION (CONTRA)	(47,330,775)	(53,363,005)	(69,506,655)	(16,143,650)
CAPITAL OUTLAY	123,016,521	126,445,277	119,228,015	(7,217,262)
DEBT SERVICE	78,282,234	34,792,772	34,736,324	(56,448)
GRANTS & AIDS	35,196,494	30,879,866	49,863,280	18,983,414
TRANSFERS TO CONSTITUTIONALS	187,338,566	195,698,996	211,524,084	15,825,087
CURRENT EXPENDITURES	765,018,472	729,189,097	786,169,719	56,980,622
INTERFUND TRANSFERS OUT	159,631,985	76,448,183	75,643,304	(804,879)
RESERVES	-	265,701,357	237,284,776	(28,416,581)
USES Total	924,650,456	1,071,338,637	1,099,097,799	27,759,162

COUNTYWIDE MILLAGE SUMMARY

FISCAL YEAR	BCC MILLAGE RATES					SCHOOL BOARD	SCHOOL BOARD VOTED	ST JOHNS		TOTAL MILLAGE
	COUNTY WIDE GENERAL	ROADS MSTU	FIRE MSTU	*VOTED MILLAGE	TOTAL BCC MILLAGE			RIVER WMD	TOTAL	
2024/25	4.8751	0.1107	2.7649	0.0000	7.7507	5.2790	0.0000	0.1793	13.2090	
2023/24	4.8751	0.1107	2.7649	0.0000	7.7507	5.3780	0.0000	0.1793	13.3080	
2022/23	4.8751	0.1107	2.7649	0.0000	7.7507	5.4600	0.0000	0.1974	13.4081	
2021/22	4.8751	0.1107	2.7649	0.0000	7.7507	5.8250	0.0000	0.2189	13.7946	
2020/21	4.8751	0.1107	2.7649	0.0000	7.7507	5.9340	0.0000	0.2287	13.9134	
2019/20	4.8751	0.1107	2.7649	0.0000	7.7507	6.1330	0.0000	0.2417	14.1254	
2018/19	4.8751	0.1107	2.7649	0.0000	7.7507	6.3130	0.0000	0.2562	14.3199	
2017/18	4.8751	0.1107	2.7649	0.0000	7.7507	6.5690	0.0000	0.2724	14.5921	
2016/17	4.8751	0.1107	2.3299	0.0000	7.3157	6.8570	0.7000	0.2885	15.1612	
2015/16	4.8751	0.1107	2.3299	0.0000	7.3157	7.1490	0.7000	0.3023	15.4670	
2014/15	4.8751	0.1107	2.3299	0.0000	7.3157	7.1970	0.7000	0.3164	15.5291	
2013/14	4.8751	0.1107	2.3299	0.0000	7.3157	7.3610	1.0000	0.3283	16.0050	
2012/13	4.8751	0.1107	2.3299	0.1700	D 7.4857	7.5530	0.0000	0.3313	15.3700	
2011/12	4.8751	0.1107	2.3299	0.1700	D 7.4857	7.7220	0.0000	0.3313	15.5390	
2010/11	4.8751	0.1107	2.3299	0.1700	D 7.4857	7.8010	0.0000	0.4158	15.7025	
2009/10	4.9000	0.1107	2.3299	0.1451	D 7.4857	7.7230	0.0000	0.4158	15.6245	
2008/09	4.5153	0.1107	2.3299	0.1451	D 7.1010	7.5430	0.0000	0.4158	15.0598	
2007/08	4.3578	0.1068	2.3299	0.1451	D 6.9396	7.4130	0.0000	0.4158	14.7684	
2006/07	4.9989	0.1228	2.6334	0.1451	D 7.9002	7.7530	0.0000	0.4620	16.1152	
2005/06	4.9989	0.1228	2.6334	0.2041	D 7.9592	7.9650	0.0000	0.4620	16.3862	
2004/05	4.9989	0.1228	2.6334	0.1869	D 7.9420	8.5120	0.0000	0.4620	16.9160	
2003/04	4.9989	0.1228	2.6334	0.1910	D 7.9461	8.7360	0.0000	0.4620	17.1441	
2002/03	4.9989	0.1228	2.6334	0.2086	D 7.9637	9.0000	0.0000	0.4620	17.4257	
2001/02	4.9989	0.6591	2.0971	0.2208	D 7.9759	9.1620	0.0000	0.4620	17.5999	
2000/01	4.9989	0.6591	2.0971	0.1083	D 7.8634	9.3450	0.0000	0.4720	17.6804	
1999/00	4.9989	0.6591	2.0971	0.1170	D 7.8721	9.5410	0.0000	0.4820	17.8951	
1998/99	5.1579	0.6591	2.0971	0.1234	D 8.0375	9.9180	0.0000	0.4820	18.4375	
1997/98	5.1638	0.6591	2.0971	0.1987	C 8.1187	10.0360	0.0000	0.4820	18.6367	
1996/97	5.1638	0.6591	2.0971	0.2251	C 8.1451	10.3080	0.0000	0.4820	18.9351	
1995/96	5.1638	0.6591	2.0971	0.2134	C 8.1334	10.3370	0.0000	0.4820	18.9524	
1994/95	5.1638	0.6591	2.0971	0.1984	C 8.1184	10.0930	0.0000	0.4820	18.6934	
1993/94	5.2714	0.7145	2.1058	0.1127	C 8.2044	10.0430	0.0000	0.4700	18.7174	
1992/93	5.3337	0.7244	2.1354	0.0860	B 8.2795	10.0710	0.0000	0.3580	18.7085	
1991/92	5.3586	0.7266	2.1407	0.3384	C 8.5643	10.0890	0.0000	0.3580	19.0113	
1990/91	5.4146	0.7924	2.3381	0.1197	A 8.6648	10.1960	0.0000	0.3850	19.2458	

***VOTED MILLAGES**

- A. General Obligations & Libraries
- B. Libraries
- C. Environmentally Sensitive Lands & Libraries
- D. Natural Lands / Trails

BUDGET BY FUND

	FY24 ADOPTED BUDGET	FY25 FINAL BUDGET	VARIANCE	%
GENERAL FUND				
00100 GENERAL FUND	384,939,080	411,064,579	26,125,499	6.8%
GENERAL SUB-FUNDS				
00108 FACILITIES MAINTENANCE FUND	8,111,551	3,545,000	(4,566,551)	-56.3%
00109 FLEET REPLACEMENT FUND	2,406,464	1,020,000	(1,386,464)	-57.6%
00111 TECHNOLOGY REPLACEMENT FUND	670,798	575,798	(95,000)	-14.2%
00112 MAJOR PROJECTS FUND	18,753,334	517,500	(18,235,834)	-97.2%
00113 COUNTYWIDE UTILITIES	1,925,000	2,372,488	447,488	23.2%
TRANSPORTATION FUNDS				
10101 TRANSPORTATION TRUST FUND	26,385,282	23,460,212	(2,925,070)	-11.1%
10102 NINTH-CENT FUEL TAX FUND	12,294,420	14,092,911	1,798,491	14.6%
10103 SUNRAIL OPERATIONS	500,000	11,692,119	11,192,119	2238.4%
10104 SIDEWALK DEVELOPER FUND	-	-	-	
FIRE DISTRICT FUND				
11200 FIRE PROTECTION FUND	130,160,000	144,704,674	14,544,674	11.2%
11201 FIRE PROT FUND-REPLACE & RENEW	-	-	-	
BUILDING FUND				
10400 BUILDING PROGRAM	11,475,500	9,525,500	(1,950,000)	-17.0%
TOURISM FUNDS				
11000 TOURISM PARKS 1,2,3 CENT FUND	9,130,000	10,450,000	1,320,000	14.5%
11001 TOURISM SPORTS 4 & 6 CENT FUND	4,712,500	5,112,500	400,000	8.5%
SALES TAX FUNDS				
11500 1991 INFRASTRUCTURE SALES TAX	500,000	-	(500,000)	-100.0%
11541 2001 INFRASTRUCTURE SALES TAX	2,550,000	-	(2,550,000)	-100.0%
11560 2014 INFRASTRUCTURE SALES TAX	81,200,000	48,400,000	(32,800,000)	-40.4%
IMPACT FEE FUNDS				
12601 ARTERIAL IMPACT FEE (12-31-21)	-	-	-	
12602 NORTH COLLECT IMPACT FEE (EXP)	-	-	-	
12603 WEST COLLECT IMPACT FEE (EXP)	6,000	-	(6,000)	-100.0%
12604 EAST COLLECT IMPACT FEE (EXP)	2,500	2,500	-	0.0%
12605 SOUTH CN IMPACT FEE (12-31-21)	-	-	-	
12606 MOBILITY FEE CORE DISTRICT	1,125,000	645,000	(480,000)	-42.7%
12607 MOBILITY FEE RURAL DISTRICT	255,000	205,000	(50,000)	-19.6%
12608 MOBILITY FEE SUBURBAN EAST DIS	2,500,000	1,310,000	(1,190,000)	-47.6%
12609 MOBILITY FEE SUBURBAN WEST	335,000	155,000	(180,000)	-53.7%
12801 FIRE/RESCUE-IMPACT FEE	335,000	705,000	370,000	110.4%
12804 LIBRARY-IMPACT FEE	526,000	626,000	100,000	19.0%
12805 DRAINAGE-IMPACT FEE	7,000	-	(7,000)	-100.0%

BUDGET BY FUND

	FY24 ADOPTED BUDGET	FY25 FINAL BUDGET	VARIANCE	%
COURT FUNDS				
11400 COURT SUPP TECH FEE (ARTV)	1,363,824	1,351,000	(12,824)	-0.9%
12302 TEEN COURT	213,429	72,000	(141,429)	-66.3%
GRANT FUNDS				
00110 ADULT DRUG COURT GRANT FUND	-	-	-	
11800 EMS TRUST FUND	-	43,762	43,762	
11901 COMMUNITY DEVELOPMEN BLK GRANT	2,176,335	2,200,355	24,020	1.1%
11902 HOME PROGRAM GRANT	987,771	840,010	(147,761)	-15.0%
11904 EMERGENCY SHELTER GRANTS	190,975	190,975	-	0.0%
11905 COMMUNITY SVC BLOCK GRANT	-	287,972	287,972	
11908 DISASTER PREPAREDNESS	225,623	246,262	20,639	9.1%
11909 MOSQUITO CONTROL GRANT	78,579	61,856	(16,723)	-21.3%
11912 PUBLIC SAFETY GRANTS (STATE)	402,800	2,800	(400,000)	-99.3%
11915 PUBLIC SAFETY GRANTS (FEDERAL)	-	-	-	
11916 PUBLIC WORKS GRANTS	13,069,110	-	(13,069,110)	-100.0%
11917 LEISURE SERVICES GRANTS	100,000	-	(100,000)	-100.0%
11919 COMMUNITY SVC GRANTS	671,759	761,567	89,808	13.4%
11920 NEIGHBOR STABIL PROGRAM GRANT	50,010	-	(50,010)	-100.0%
11925 DCF REINVESTMENT GRANT FUND	-	-	-	
11930 RESOURCE MANAGEMENT GRANTS	1,837,426	810,848	(1,026,578)	-55.9%
11931 HOMELESSNESS GRANTS	-	-	-	
11932 MISCELLANEOUS GRANTS	-	-	-	
11933 FEDERAL MITIGATION GRANTS	-	1,356,262	1,356,262	
11935 FEDERAL CARES ACT GRANTS	-	-	-	
11936 FEDERAL EMER RENTAL ASSISTANCE	-	-	-	
11937 AMERICAN RESCUE PLN-SLFRF ARPA	13,833,334	-	(13,833,334)	-100.0%
11940 ENVIRONMENTAL SERVICES GRANTS	1,000,000	2,211,450	1,211,450	121.1%
11942 FIRE GRANTS FEDERAL	-	-	-	
12021 SHIP AFFORDABLE HOUSING 20/21	-	-	-	
12022 SHIP AFFORDABLE HOUSING 21/22	-	-	-	
12023 SHIP AFFORDABLE HOUSING 22/23	-	-	-	
12024 SHIP AFFORDABLE HOUSING 23/24	-	-	-	
12025 SHIP AFFORDABLE HOUSING 24/25	-	-	-	
12026 SHIP AFFORDABLE HOUSING 25/26	-	5,524,124	5,524,124	
SPECIAL REVENUE FUNDS				
00103 NATURAL LAND ENDOWMENT FUND	62,500	115,500	53,000	84.8%
00104 BOATING IMPROVEMENT FUND	50,000	155,000	105,000	210.0%
00105 SEMINOLE FOREVER FUND	3,832,469	8,081,024	4,248,555	110.9%
11641 PUBLIC WORKS-INTERLOCAL AGREEM	-	-	-	
12200 ARBOR VIOLATION TRUST FUND	250,863	137,000	(113,863)	-45.4%
12300 ALCOHOL/DRUG ABUSE FUND	55,000	35,000	(20,000)	-36.4%
12303 OPIOID SETTLEMENT	-	9,164,285	9,164,285	
13000 STORMWATER FUND	-	-	-	
13100 ECONOMIC DEVELOPMENT	1,494,293	1,874,864	380,571	25.5%

BUDGET BY FUND

	FY24 ADOPTED BUDGET	FY25 FINAL BUDGET	VARIANCE	%
LAW ENFORCEMENT FUNDS				
00101 POLICE EDUCATION FUND	150,000	350,000	200,000	133.3%
12101 LAW ENFORCEMENT TST-LOCAL	-	-	-	
12102 LAW ENFORCEMENT TST-FED DOJ	-	-	-	
12103 LAW ENFORCEMENT TST-FED TREASU	-	-	-	
12802 LAW ENFORCEMENT-IMPACT FEE	-	-	-	
EMERGENCY 911 FUNDS				
12500 EMERGENCY 911 FUND	5,950,000	7,100,000	1,150,000	19.3%
CRA FUNDS				
13300 17/92 REDEVELOPMENT TI FUND	-	-	-	
MSBU FUNDS				
15000 MSBU STREET LIGHTING	2,805,500	2,595,000	(210,500)	-7.5%
15100 MSBU RESIDENTIAL SOLID WASTE	24,830,000	26,850,000	2,020,000	8.1%
16000 MSBU PROGRAM	1,814,933	1,647,011	(167,922)	-9.3%
16005 MSBU MILLS (LM/AWC)	657,843	738,140	80,297	12.2%
16006 MSBU PICKETT AQUATIC (LM/AWC)	482,941	567,588	84,647	17.5%
16007 MSBU AMORY (LM/AWC)	27,522	31,436	3,914	14.2%
16010 MSBU CEDAR RIDGE (GRNDS MAINT)	79,100	94,100	15,000	19.0%
16013 MSBU HOWELL CREEK (LM/AWC)	12,717	7,345	(5,372)	-42.2%
16020 MSBU HORSESHOE (LM/AWC)	37,771	35,615	(2,156)	-5.7%
16021 MSBU MYRTLE (LM/AWC)	33,638	37,305	3,667	10.9%
16023 MSBU SPRING WOOD LAKE (LM/AWC)	45,335	49,435	4,100	9.0%
16024 MSBU LAKE OF THE WOODS(LM/AWC)	128,874	139,780	10,906	8.5%
16025 MSBU MIRROR (LM/AWC)	69,642	79,385	9,743	14.0%
16026 MSBU SPRING (LM/AWC)	223,000	248,000	25,000	11.2%
16027 MSBU SPRINGWOOD WTRWY (LM/AWC)	55,465	59,045	3,580	6.5%
16028 MSBU BURKETT (LM/AWC)	76,407	79,850	3,443	4.5%
16030 MSBU SWEETWATER COVE (LM/AWC)	52,261	59,613	7,352	14.1%
16031 MSBU LAKE ASHER AWC	18,355	20,440	2,085	11.4%
16032 MSBU ENGLISH ESTATES (LM/AWC)	15,071	17,475	2,404	16.0%
16033 MSBU GRACE LAKE (LM/AWC)	37,770	53,770	16,000	42.4%
16035 MSBU BUTTONWOOD POND (LM/AWC)	23,530	23,530	-	0.0%
16036 MSBU HOWELL LAKE (LM/AWC)	661,450	781,450	120,000	18.1%
16037 MSBU LK LINDEN (LM/AWC)	4,550	7,550	3,000	65.9%
16039 MSBU RICE LAKE (LM)	-	12,989	12,989	
16040 MSBU TWIN LAKES (LM)	-	6,780	6,780	
16073 MSBU SYLVAN LAKE (AWC)	192,539	217,702	25,163	13.1%
16077 MSBU LITTLE LK HOWELL/TUSK	48,016	62,126	14,110	29.4%
16080 MSBU E CRYSTAL CHAIN OF LAKES	39,023	41,980	2,957	7.6%

BUDGET BY FUND

	FY24 ADOPTED BUDGET	FY25 FINAL BUDGET	VARIANCE	%
DEBT SERVICE FUNDS				
21200 GENERAL REVENUE DEBT	-	-	-	
21210 FIVE POINTS LINE OF CREDIT	-	-	-	
21235 GENERAL REVENUE DEBT - 2014	1,638,400	1,639,800	1,400	0.1%
21250 SPEC OBL REV & REF BOND - 2022	8,343,475	8,343,475	-	0.0%
22500 SALES TAX BONDS	4,979,614	4,981,264	1,650	0.0%
22600 CAPITAL IMP REV BOND SER 2021	3,149,798	3,147,175	(2,623)	-0.1%
CAPITAL FUNDS				
30600 INFRASTRUCTURE IMP OP FUND	630,000	670,000	40,000	6.3%
32000 JAIL PROJECT/2005	-	-	-	
32100 NATURAL LANDS/TRAILS	570,000	100,000	(470,000)	-82.5%
32200 COURTHOUSE PROJECTS FUND	15,000	20,000	5,000	33.3%
32300 FIVE POINTS DEVELOPMENT FUND	-	5,000,000	5,000,000	
PARK FUNDS				
40301 WEKIVA GOLF COURSE FUND	3,811,000	2,118,380	(1,692,620)	-44.4%
WATER & SEWER FUNDS				
40100 WATER AND SEWER FUND	96,733,000	127,533,000	30,800,000	31.8%
40102 CONNECTION FEES-WATER	3,837,000	3,237,000	(600,000)	-15.6%
40103 CONNECTION FEES-SEWER	15,550,000	13,050,000	(2,500,000)	-16.1%
40107 WATER & SEWER DEBT SERVICE RES	14,008,275	14,008,275	-	0.0%
40108 WATER & SEWER CAPITAL IMPROVEM	22,300,000	30,600,000	8,300,000	37.2%
40115 WATER & SEWER BOND SER 2015A&B	-	-	-	
40119 WATER & SEWER BOND SER 2019	-	-	-	
SOLID WASTE FUNDS				
40201 SOLID WASTE FUND	29,555,833	31,713,833	2,158,000	7.3%
LANDFILL CLOSURE FUNDS				
40204 LANDFILL MANAGEMENT ESCROW	24,160,460	26,110,460	1,950,000	8.1%
INTERNAL SERVICE FUNDS				
50100 PROPERTY LIABILITY FUND	7,870,000	7,670,000	(200,000)	-2.5%
50200 WORKERS COMPENSATION FUND	8,775,000	9,825,000	1,050,000	12.0%
50300 HEALTH INSURANCE FUND	43,930,000	41,400,000	(2,530,000)	-5.8%
AGENCY FUNDS				
60301 BOCC AGENCY FUND	38,000	70,000	32,000	84.2%
60303 LIBRARIES-DESIGNATED	50,000	50,000	-	0.0%
60304 ANIMAL SERVICES DONATIONS	45,000	60,000	15,000	33.3%
60305 HISTORICAL COMMISSION	24,000	30,000	6,000	25.0%
60308 ADULT DRUG COURT	-	-	-	
60310 EXTENSION SERVICE PROGRAMS	-	-	-	
Grand Total	1,071,338,637	1,099,097,799	27,759,162	2.6%

INTERFUND TRANSFERS

Transfers are internal transactions between individual funds of a governmental unit which are not repayable and are not considered charges for goods or services. These expenditures correspond to an equal amount of interfund revenue.

PROVIDING FUND	RECIPIENT FUND	FY25 FINAL BUDGET
GENERAL FUND	SALES TAX REVENUE BOND, SERIES 2005B	3,228,514
GENERAL FUND	SALES TAX REVENUE BOND, SERIES 2015	1,752,750
GENERAL FUND	CAPITAL IMPROVEMENT REVENUE BOND, SERIES 2021	3,147,175
GENERAL FUND	SPECIAL OBLIGATIONS REVENUE BOND, SERIES 2022	8,343,475
GENERAL FUND	MSBU LAKE MILLS (AWC)	2,800
GENERAL FUND	MSBU SYLVAN LAKE (AWC)	1,327
GENERAL FUND	FACILITIES MAINTENANCE FUND	2,470,000
GENERAL FUND	FLEET REPLACEMENT FUND	100,000
GENERAL FUND	TRANSPORTATION TRUST FUND	100,000
GENERAL FUND	NINTH-CENT FUEL TAX FUND	11,092,911
GENERAL FUND	ECONOMIC DEVELOPMENT FUND	1,849,527.00
GENERAL FUND	COURT SUPPORT TECHNOLOGY FEE (ARTV)	600,000
GENERAL FUND	SEMINOLE FOREVER FUND	4,231,024.00
GENERAL FUND	SUNRAIL OPERATIONS FUND	11,692,119
GENERAL FUND	COUNTYWIDE UTILITIES FUND	2,372,488.00
GENERAL FUND	MAJOR PROJECT FUND	517,500.00
	GENERAL FUND TOTAL	51,501,610
	SPECIAL OBLIGATIONS BOND, SERIES 2014	
TOURISM PARKS 1,2,3 CENT FUND	SPORTS COMPLEX/SOLDIER'S CREEK	1,639,800
TOURISM PARKS 1,2,3 CENT FUND	SOLID WASTE FUND	270,833
FIRE PROTECTION FUND	TECHNOLOGY REPLACEMENT FUND	411,724
MSBU CEDAR RIDGE	GENERAL FUND	2,650
MSBU SWEETWATER COVE (LM/AWC)	MSBU PROGRAM	5,400
MSBU LK LINDEN (LM/AWC)	MSBU PROGRAM	827
WATER AND SEWER FUND	WATER AND SEWER CAPITAL IMPROVEMENTS	19,800,000
CONNECTION FEES - WATER	WATER AND SEWER FUND	500,000
CONNECTION FEES - SEWER	WATER AND SEWER FUND	900,000
SOLID WASTE FUND	LANDFILL MANAGEMENT ESCROW	610,460
	TOTAL	75,643,304

Policy Note: Budgeted transfer amounts reflect Board of County Commission approval for annual support to designated operations. Actual transfers are made based on operational activities, constrained by amounts approved by the Board of County Commission.

COUNTYWIDE RESERVES

FUND MAJOR - NAME - OBJECT ACCOUNT	FY24 ADOPTED BUDGET	FY25 FINAL BUDGET	VARIANCE	%
GENERAL FUNDS				
00100 GENERAL FUND	59,982,990	56,498,848	(3,484,141)	-5.8%
00103 NATURAL LAND ENDOWMENT FUND	-	59,479	59,479	
00104 BOATING IMPROVEMENT FUND	50,000	155,000	105,000	210.0%
00105 SEMINOLE FOREVER FUND	3,832,469	7,081,024	3,248,555	84.8%
00108 FACILITIES MAINTENANCE FUND	877,050	15,000	(862,050)	-98.3%
00109 FLEET REPLACEMENT FUND	455,000	166,380	(288,620)	-63.4%
00111 TECHNOLOGY REPLACEMENT FUND	-	5,000	5,000	
00113 COUNTYWIDE UTILITIES	-	167,306	167,306	
13100 ECONOMIC DEVELOPMENT	-	-	-	
GENERAL FUNDS Total	65,197,509	64,148,037	(1,049,471)	-1.6%
TRANSPORTATION FUNDS				
10101 TRANSPORTATION TRUST FUND	614,596	138,853	(475,742)	-77.4%
10102 NINTH-CENT FUEL TAX FUND	499,998	55,945	(444,053)	-88.8%
11500 1991 INFRASTRUCTURE SALES TAX	-	-	-	
11541 2001 INFRASTRUCTURE SALES TAX	-	-	-	
11560 2014 INFRASTRUCTURE SALES TAX	18,104,945	5,665,898	(12,439,047)	-68.7%
TRANSPORTATION FUNDS Total	19,219,539	5,860,696	(13,358,842)	-69.5%
FIRE DISTRICT FUNDS				
11200 FIRE PROTECTION FUND	34,677,748	28,174,200	(6,503,548)	-18.8%
12801 FIRE/RESCUE-IMPACT FEE	335,000	130,000	(205,000)	-61.2%
FIRE DISTRICT FUNDS Total	35,012,748	28,304,200	(6,708,548)	-19.2%
SPECIAL REVENUE FUNDS				
10400 BUILDING PROGRAM	2,770,394	2,148,869	(621,526)	-22.4%
11000 TOURISM PARKS 1,2,3 CENT FUND	5,969,387	3,980,303	(1,989,084)	-33.3%
11001 TOURISM SPORTS 4 & 6 CENT FUND	2,184,960	352,319	(1,832,641)	-83.9%
11400 COURT SUPP TECH FEE (ARTV)	-	90,880	90,880	
12302 TEEN COURT	42,739	-	(42,739)	-100.0%
12500 EMERGENCY 911 FUND	3,335,809	4,508,793	1,172,984	35.2%
12601 ARTERIAL IMPACT FEE (12-31-21)	-	-	-	
12603 WEST COLLECT IMPACT FEE (EXP)	6,000	-	(6,000)	-100.0%
12604 EAST COLLECT IMPACT FEE (EXP)	2,500	2,500	-	0.0%
12605 SOUTH CN IMPACT FEE (12-31-21)	-	-	-	
12802 LAW ENFORCEMENT-IMPACT FEE	-	-	-	
12804 LIBRARY-IMPACT FEE	176,000	276,000	100,000	56.8%
12606 MOBILITY FEE CORE DISTRICT	969,501	645,000	(324,501)	-33.5%
12609 MOBILITY FEE SUBURBAN WEST	335,000	155,000	(180,000)	-53.7%
12607 MOBILITY FEE RURAL DISTRICT	255,000	205,000	(50,000)	-19.6%
12608 MOBILITY FEE SUBURBAN EAST DIS	2,500,000	1,310,000	(1,190,000)	-47.6%
15000 MSBU STREET LIGHTING	210,000	-	(210,000)	-100.0%
15100 MSBU RESIDENTIAL SOLID WASTE	1,375,000	4,052,739	2,677,739	194.7%
16000 MSBU PROGRAM	1,018,055	916,980	(101,075)	-9.9%
SPECIAL REVENUE FUNDS Total	21,150,346	18,644,383	(2,505,963)	-11.8%

COUNTYWIDE RESERVES

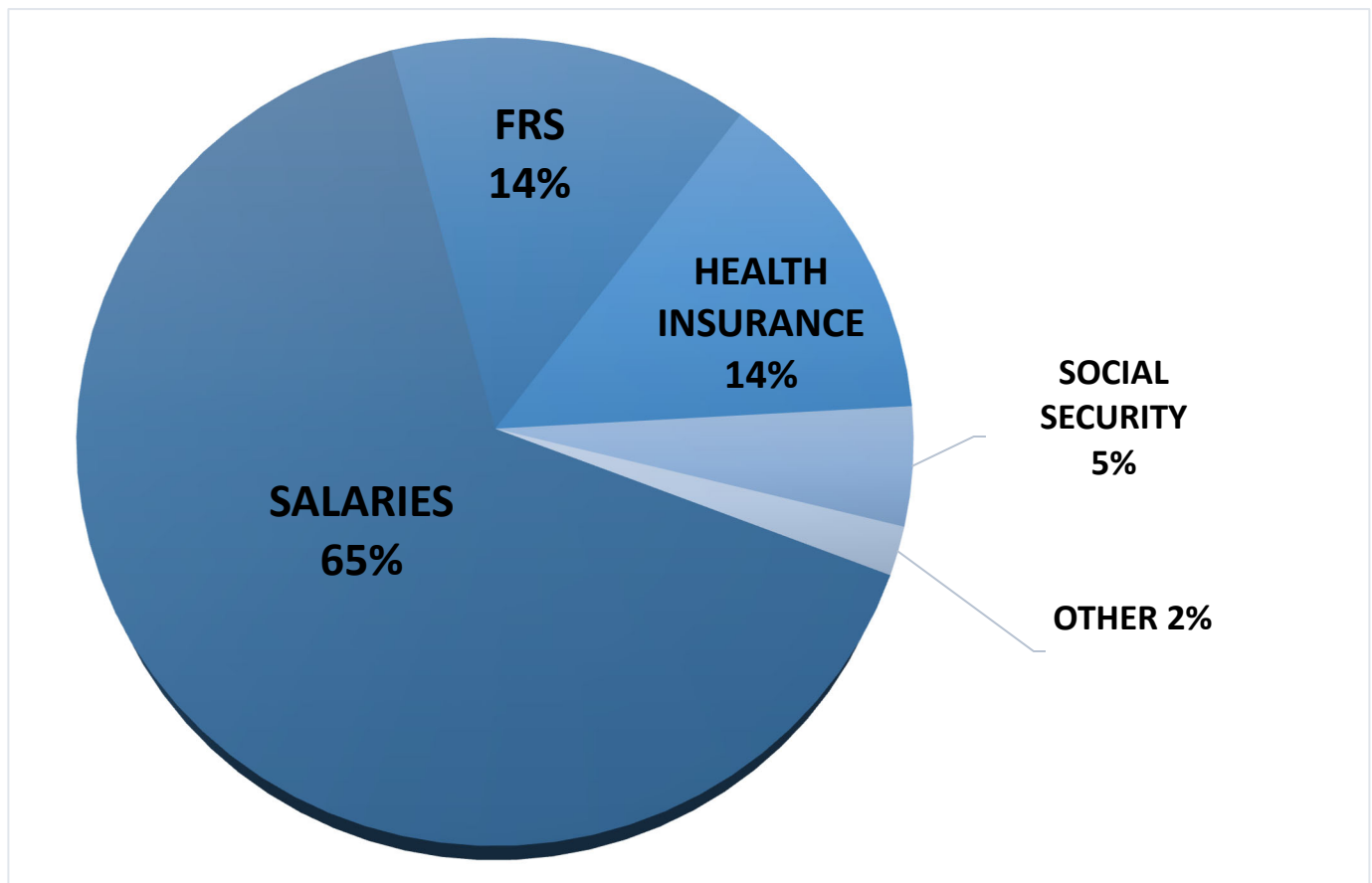
FUND MAJOR - NAME - OBJECT ACCOUNT	FY24 ADOPTED BUDGET	FY25 FINAL BUDGET	VARIANCE	%
CAPITAL FUNDS				
30600 INFRASTRUCTURE IMP OP FUND	630,000	670,000	40,000	6.3%
32100 NATURAL LANDS/TRAILS	514,158	100,000	(414,158)	-80.6%
32200 COURTHOUSE PROJECTS FUND	15,000	20,000	5,000	33.3%
CAPITAL FUNDS Total	1,159,158	790,000	(369,158)	-31.8%
ENTERPRISE FUNDS				
40100 WATER AND SEWER FUND	31,508,942	37,861,309	6,352,367	20.2%
40102 CONNECTION FEES-WATER	3,332,000	2,132,000	(1,200,000)	-36.0%
40103 CONNECTION FEES-SEWER	14,640,000	10,440,000	(4,200,000)	-28.7%
40107 WATER & SEWER DEBT SERVICE RES	14,008,275	14,008,275	-	0.0%
40108 WATER & SEWER CAPITAL IMPROVEM	4,110,000	1,011,370	(3,098,630)	-75.4%
40201 SOLID WASTE FUND	9,984,060	6,976,904	(3,007,156)	-30.1%
40204 LANDFILL MANAGEMENT ESCROW	24,160,460	26,110,460	1,950,000	8.1%
40301 WEKIVA GOLF COURSE FUND	287,322	355,391	68,069	23.7%
ENTERPRISE FUNDS Total	102,031,059	98,895,709	(3,135,350)	-3.1%
INTERNAL SERVICE FUNDS				
50100 PROPERTY LIABILITY FUND	2,871,229	3,163,083	291,853	10.2%
50200 WORKERS COMPENSATION FUND	5,456,385	6,526,040	1,069,655	19.6%
50300 HEALTH INSURANCE FUND	13,603,384	10,952,627	(2,650,756)	-19.5%
INTERNAL SERVICE FUNDS Total	21,930,998	20,641,750	(1,289,249)	-5.9%
Grand Total	265,701,357	237,284,776	(28,416,581)	-10.7%

PERSONNEL SERVICES OVERVIEW

Seminole County's Personnel Services Budgets include all amounts paid by the County for Salaries, Wages, Overtime, Social Security Tax, contributions to FRS and other retirement plans, Workers Compensation Insurance, and Health Insurance. The FY 2024/25 Personnel Services Budget is \$186,052,259 for 1,676.22 FTEs across all Countywide funds.

These Personnel Services Budgets include a net increase of 10.5 FTEs; a salary adjustment of 4.0% for all non-unionized employees; a 5% increase in County-paid Health Insurance premium rates; and 0.5% increase in FRS Retirement rates.

Personnel who are funded by the Board of County Commissioners and working for the Constitutional Officers are funded via transfer to those agencies and are not included in these budgets. Also excluded from the Countywide Personnel Budgets are costs paid directly by the employee. This includes employee contributions to FRS and employee-paid portion of the Health Insurance premiums.



Commissioners are eligible for a salary increase up to the Consumer Price Index (CPI) Urban Wage Earners and Clerical Workers Index, pursuant to the Seminole County Home Rule Charter. Any increases in salaries shall not exceed the percentage change in the CPI Index during the preceding calendar year ending in December 31. The total Commissioner salary cannot exceed the amount allowed by Chapter 145 of the Florida Statutes, as calculated annually by the Florida Office of Economic and Demographic Research. The amounts included the FY 2024/25 budget are estimates and do not affect the Home Rule Charter and Florida Statutory policies.

FULL-TIME EQUIVALENT (FTE) CHANGES

FUND - PROGRAM	PAYBAND	TITLE	FTE CHANGE	POSITION COST
00100 GENERAL FUND				
LIBRARY	G11	REGIONAL BRANCH MANAGER	1.0	87,855
PARKS	G2	MAINTENANCE WORKER I (SANLANDO-SOFT)	0.5	23,514
JUDICIAL	G4	STAFF ASSISTANT	1.0	51,863
COMMUNITY ASST	G10	PROJECT MANAGER I - HOME GRANT ARP	1.0	78,420
GRANTS	G10	PROJECT MANAGER I - GRANT	1.0	78,420
GRANTS	G5	DRUG COURT OP ADM ASST	-1.0	(64,097)
00100 GENERAL FUND Total			3.5	255,976
10101 TRANSPORTATION TRUST FUND				
REAL ESTATE MGT	G15	REAL ESTATE DIVISION MANAGER	1.0	141,931
REAL ESTATE MGT	G8	REAL PROPERTY SURPLUS/ACQUISITION AGENT	2.0	129,700
10101 TRANSPORTATION TRUST FUND Total			3.0	271,631
11200 FIRE PROTECTION FUND				
FIRE ADMIN	G12	FIRE SYSTEM ADMINISTRATOR	1.0	98,396
FIRE OPS	153	BATTALION CHIEF-40 HR (SAFETY)	1.0	100,813
11200 FIRE PROTECTION FUND Total			2.0	199,210
40201 SOLID WASTE FUND				
LANDFILL OPS	G4	HAZARDOUS WASTE TECHNICIAN (1)	1.0	51,863
SW-COMPLIANCE	G8	OFFICE SUPERVISOR	1.0	64,850
40201 SOLID WASTE FUND Total			2.0	116,713
Grand Total			10.5	843,530

FULL-TIME EQUIVALENT (FTE) BY FUND

BOARD OF COUNTY COMMISSIONERS

FUND	FY24 ADOPTED	FY25 FINAL	VARIANCE
	FTE	FTE	
GENERAL FUND	613.47	623.27	9.80
TRANSPORTATION TRUST FUND	177.00	179.00	2.00
BUILDING PROGRAM	63.20	59.20	-4.00
TOURISM PARKS 1,2,3 CENT FUND	1.00	1.00	0.00
TOURISM SPORTS 4 & 6 CENT FUND	7.60	7.10	-0.50
FIRE PROTECTION FUND	509.50	542.00	32.50
COURT SUPP TECH FEE (ARTV)	4.00	4.00	0.00
PUBLIC SAFETY GRANTS (FEDERAL)	30.00	0.00	-30.00
EMERGENCY 911 FUND	4.00	4.00	0.00
ECONOMIC DEVELOPMENT	2.90	2.90	0.00
MSBU PROGRAM	4.00	4.00	0.00
NATURAL LANDS/TRAILS	0.50	0.00	-0.50
WATER AND SEWER FUND	158.60	157.70	-0.90
SOLID WASTE FUND	79.40	81.30	1.90
PROPERTY/CASUALTY INSURANCE FU	3.00	3.00	0.00
WORKERS COMPENSATION FUND	3.00	3.00	0.00
HEALTH INSURANCE FUND	4.55	4.75	0.20
Grand Total	1,665.72	1,676.22	10.50

COUNTYWIDE NON-BASE PROJECTS

FUND NAME	BUSINESS UNIT NAME	FY25 FINAL BUDGET
CIP		
00100 GENERAL FUND		
GREENWAYS & NATURAL LANDS	02504115 BOOKERTOWN PARK IMPROVEMENTS	100,000
11000 TOURISM PARKS 1,2,3 CENT FUND		
PARKS & RECREATION	02504111 SPORT COMP TURF REPLACE 11000	3,443,428
11001 TOURISM SPORTS 4 & 6 CENT FUND		
PARKS & RECREATION	02504020 SPORT COMP TURF REPLACE 11001	2,181,572
11200 FIRE PROTECTION FUND		
FIRE EMS OPERATIONS	02205009 FS 42 GENEVA RENOVATION	4,800,000
FIRE EMS OPERATIONS	02505004 FS 28 NEW 3 BAY EXT WNTR SPGS	200,000
FIRE EMS OPERATIONS	02505005 FS 36 RENOVATE-3 BAY-HEATHROW	4,800,000
FIRE EMS OPERATIONS	02505030 FIRE TRAINING CENTER DRAINAGE	550,000
11560 2014 INFRASTRUCTURE SALES TAX		
CAPITAL PROJECTS DELIVERY	01785140 SR436 MULTIMODAL IMP - CASS	3,272,500
CAPITAL PROJECTS DELIVERY	01785142 RINEHART RD INTER IMP	325,000
CAPITAL PROJECTS DELIVERY	01785149 ALTAMONTE SUNRAIL BIKE/PED IMP	745,000
CAPITAL PROJECTS DELIVERY	01785216 RESURFACING-LOCAL ROADS	4,650,000
CAPITAL PROJECTS DELIVERY	01785222 PAVEMENT MGMT TESTING & INSP	225,000
CAPITAL PROJECTS DELIVERY	01785224 ASSET MGMT INSP & INV	225,000
CAPITAL PROJECTS DELIVERY	01785240 PIPE LINING & INSPECT-DRAINAGE	1,400,000
CAPITAL PROJECTS DELIVERY	01785248 OLD LK MARY RD SIDEWALKS	903,400
CAPITAL PROJECTS DELIVERY	01785272 RIVERVIEW AVE SIDEWALK	305,000
CAPITAL PROJECTS DELIVERY	01785444 ADA REPLACEMENT PAVMT MGMT	400,000
CAPITAL PROJECTS DELIVERY	01785479 SIDEWALK REPAIRS-STORMWATER	1,000,000
CAPITAL PROJECTS DELIVERY	01785582 MOBILITY FEE STUDY	300,000
CAPITAL PROJECTS DELIVERY	02007092 HILLVIEW DR DRAINAGE RSF	700,000
CAPITAL PROJECTS DELIVERY	02007111 SMITH CANAL/MONROE BASIN STUDY	100,000
CAPITAL PROJECTS DELIVERY	02107103 RED BUG LAKE AT MIKLER RD	225,559
CAPITAL PROJECTS DELIVERY	02207081 ORANOLE/LINNEAL BEACH SIDEWALK	189,000
CAPITAL PROJECTS DELIVERY	02207083 ACCESS ROAD/FS #39	665,154
CAPITAL PROJECTS DELIVERY	02207097 WOODLAND II SUB/OUTFALL REP	540,000
CAPITAL PROJECTS DELIVERY	02307084 MARKHAM RD (HEATHROW)	1,375,647
CAPITAL PROJECTS DELIVERY	02407074 AMANDA ST ROAD IMPROVEMENTS	360,000
CAPITAL PROJECTS DELIVERY	02407109 SR434 & SR427 INTERSECTION IMP	7,000,000
CAPITAL PROJECTS DELIVERY	02507035 MARKHAM WOODS RD/ENCLAVE COVE	1,000,000
CAPITAL PROJECTS DELIVERY	02507037 MARKHAM WOODS RD/W. LAKE MARY	1,300,000
CAPITAL PROJECTS DELIVERY	02507039 E LAKE MARY BLVD-US17-92	1,700,000
CAPITAL PROJECTS DELIVERY	02507041 SANFORD AVE/LEMON ST	1,000,000
CAPITAL PROJECTS DELIVERY	02507046 BOLAND DRAINAGE IMPROVEMENT	900,000
CAPITAL PROJECTS DELIVERY	02507047 RAVENNA PARK/LINCOLN HEIGHTS	765,543
TRAFFIC ENGINEERING	01785165 MAST ARMS REFURBISHMENTS	200,000
TRAFFIC ENGINEERING	01785169 NEW TRAFFIC SIGNAL CABINETS	900,000
TRAFFIC ENGINEERING	01785313 LED STREET SIGN UPGRADE	150,000
TRAFFIC ENGINEERING	01785344 MAST ARM REBUILDS	450,000

COUNTYWIDE NON-BASE PROJECTS

FUND NAME	BUSINESS UNIT NAME	FY25 FINAL BUDGET
TRAFFIC ENGINEERING	01785346 LANE STRIPING	100,000
TRAFFIC ENGINEERING	01785571 SCHOOL FLASHER SIGNAL UPGRADES	100,000
TRAFFIC ENGINEERING	01907047 CONNECTED VEHICLE/ICM EQUIP	300,000
TRAFFIC ENGINEERING	01907086 FIBER OPTIC PULL BOX	200,000
TRAFFIC ENGINEERING	02507031 LAKE MARY BL @ HESTER MAST ARM	750,000
TRAFFIC ENGINEERING	02507032 RADIO TO FIBER CONVERSION - 3	200,000
TRAFFIC ENGINEERING	02507033 CCTV CAMERAS	200,000
TRAFFIC ENGINEERING	02507034 LAYER 2 SWITCHES	100,000
WATERSHED MGT	02507043 LK HOWELL HYDRO NUTRIENT	250,000
WATERSHED MGT	02507044 LITTLE WEKIVA SEDIMENT	100,000
WATERSHED MGT	02507045 WATER QUALITY MASTER PLAN	250,000
40100 WATER AND SEWER FUND		
WATER UTILITIES OPERATIONS	02508055 SANITARY SEWER COL SYS CCTV	800,000
40102 CONNECTION FEES-WATER		
WATER UTILITIES ENGINEERING	025087 17-92/PRIARIE LK UTILITY 40102	600,000
40103 CONNECTION FEES-SEWER		
WATER UTILITIES ENGINEERING	025088 17-92/PRIARIE LK UTILITY 40103	600,000
WATER UTILITIES ENGINEERING	025089 CLLCTNS IMPRVMNTS - KEW 40103	1,100,000
40108 WATER & SEWER CAPITAL IMPROVEM		
WATER UTILITIES ENGINEERING	005236 MINOR ROADS UTIL REL-PW	250,000
WATER UTILITIES ENGINEERING	005237 MINOR ROADS UTIL REL-WW	650,000
WATER UTILITIES ENGINEERING	00082924 PUMP STATION UPGRADES	4,000,000
WATER UTILITIES ENGINEERING	00178304 COUNTRY CLUB WTP R&R	100,000
WATER UTILITIES ENGINEERING	00181605 YANKEE LAKE SURFACE WTP R&R	100,000
WATER UTILITIES ENGINEERING	00216426 IRON BRIDGE AGREEMENT	6,388,630
WATER UTILITIES ENGINEERING	00216732 MARKHAM WTP R&R	250,000
WATER UTILITIES ENGINEERING	00283005 NE-NW RW SYSTEM OPTIMIZATION	3,500,000
WATER UTILITIES ENGINEERING	00283009 WATER SYSTEM AUDIT AND LEAK DE	150,000
WATER UTILITIES ENGINEERING	02208023 HYDROLIC MODEL UPDATE	50,000
WATER UTILITIES ENGINEERING	02208037 STORAGE TANK R&R	200,000
WATER UTILITIES ENGINEERING	02308023 UTILITY RELOCATES ROLLING HILL	200,000
WATER UTILITIES ENGINEERING	02308024 COLLECTIONS IMPROVEMENTS - KEW	1,100,000
WATER UTILITIES ENGINEERING	02308025 COLLECTIONS IMP SEPTIC TO SEWE	50,000
WATER UTILITIES ENGINEERING	02408027 HIGHLAND PINES UTIL UPGRADE-PW	3,200,000
WATER UTILITIES ENGINEERING	02408029 INTERCONNECT IMPROVEMENTS	1,800,000
WATER UTILITIES ENGINEERING	02408032 YANKEE LAKE SWTP OPTIMIZATION	50,000
WATER UTILITIES ENGINEERING	02408033 CARRILON UTILITY MODIFICATIONS	1,500,000
WATER UTILITIES ENGINEERING	02408041 SER WTP R&R	100,000
WATER UTILITIES ENGINEERING	02508058 PUMP STATION GENERATOR RENEWAL	2,100,000
WATER UTILITIES ENGINEERING	02508059 MRK WTP OZONE IMPROVEMENTS	750,000
WATER UTILITIES ENGINEERING	025080 FIRE HYDRANT R&R FY25/26	400,000
WATER UTILITIES ENGINEERING	025081 GWL WRF GENERATOR REPLACEMENT	350,000
WATER UTILITIES ENGINEERING	025082 SER WRF GENERATOR REPLACEMENT	350,000
WATER UTILITIES ENGINEERING	025083 YKL WRF GENERATOR REPLACEMENT	350,000
WATER UTILITIES ENGINEERING	025084 CHEMICAL TANK R&R	300,000

COUNTYWIDE NON-BASE PROJECTS

FUND NAME	BUSINESS UNIT NAME	FY25 FINAL BUDGET
WATER UTILITIES ENGINEERING	025085 ST JOHNS APTS WATER & SEWER	250,000
WATER UTILITIES ENGINEERING	025086 FM & ARV IMPROVEMENTS FY25/26	100,000
40201 SOLID WASTE FUND		
LANDFILL OPS	02109027 LANDFILL STORMWATER SYSTEM	100,000
SW-COMPLIANCE	00244517 TRANSFER STATION REFURBISHMENT	200,000
SW-COMPLIANCE	00244604 LANDFILL GAS SYSTEM EXPANSION	1,500,000
SW-COMPLIANCE	02109034 TRANSFER STATION SCALEHOUSE	2,000,000
SW-COMPLIANCE	02509029 LANDFILL TIRE/METAL/PAD REPAIR	250,000
32300 FIVE POINTS DEVELOPMENT FUND		
FACILITIES DEVELOPMENT	02107086 5 POINTS DEV - CJC RENOVATION	5,000,000
CIP Total		92,635,433

FLEET

00109 FLEET REPLACEMENT FUND

GREENWAYS & NATURAL LANDS	02504057 FEACON BLACKHAWK MULCHER NEW	55,620
GREENWAYS & NATURAL LANDS	025040 FORD MAVERICK AWD NEW TEAM LD	37,500
PARKS & RECREATION	02504049 BIG TEX UTILITY TRAILER 19898	7,000
PARKS & RECREATION	02504051 BIG TEX UTILITY TRAILER 01997	7,000
PARKS & RECREATION	02504054 TORO GRAND STAND MOWER 825	9,000
PARKS & RECREATION	02504055 TORO TORO REEL MASTER 51737	99,200
PARKS & RECREATION	02504056 BIG TEX UTILITY TRAILER 19309	7,000
TRAIL DEVELOPMENT	02504112 MAVERICK AWD XLT	37,500
WATERSHED MGT	02509004 CTR CONSOLE SKIFF BOAT 57978	23,100
ANIMAL SERVICES	02510001 FORD F250 KENNEL TRUCK 52661	83,700
ANIMAL SERVICES	02510005 LIVESTOCK TRAILER NEW	35,000
EMERGENCY TELECOMMUNICATION	02510004 MOBILE GENERATOR 100KW GEN165	110,700
FACILITIES MAINTENANCE	02512001 FORD MAVERICK AWD 51444	41,500
FACILITIES MAINTENANCE	02512003 FORD MAVERICK AWD 51884	41,500
FLEET MANAGEMENT	02512004 FORD F350 EXT CAB 4X4 520	100,000
FLEET MANAGEMENT	02512010 85KW MOBILE GENERATOR NEW	79,500
FLEET MANAGEMENT	02512032 AC MACHINE NEW1	6,500
FLEET MANAGEMENT	02512036 MOB COLUMN LIFT SYS 05777	50,100
FLEET MANAGEMENT	02512037 TIRE CHANGING MACHINE 830	22,200

10101 TRANSPORTATION TRUST FUND

CAPITAL PROJECTS DELIVERY	02507022 FORD MAVERICK AWD NEW6	38,875
ROADS & STORMWATER	02507005 JOHN DEERE EXC MULCHHEAD 24458	22,600
ROADS & STORMWATER	02507011 INTL DUMP TRUCK 51612	165,000
ROADS & STORMWATER	02507012 INTL DUMP TRUCK 51613	165,000
ROADS & STORMWATER	02507013 INTL DUMP TRUCK 51614	165,000

10400 BUILDING PROGRAM

BUILDING	02511003 FORD MAVERICK 56254	36,782
BUILDING	02511004 FORD MAVERICK 58741	36,782

COUNTYWIDE NON-BASE PROJECTS

FUND NAME	BUSINESS UNIT NAME	FY25 FINAL BUDGET
11200 FIRE PROTECTION FUND		
FIRE EMS OPERATIONS	02205039 GENERATOR REPLACEMENT 11200	150,000
FIRE EMS OPERATIONS	025050 FORKLIFT 50210	70,000
FIRE EMS OPERATIONS	02505007 MOBILE COMMAND UNIT 05172	1,700,000
FIRE EMS OPERATIONS	02505008 KUBOTA UTV 48844	40,000
FIRE EMS OPERATIONS	02505009 KUBOTA UTV 51607	40,000
FIRE EMS OPERATIONS	02505010 FORD F150 54657	75,000
FIRE EMS OPERATIONS	02505011 FORD F150 56469	75,000
FIRE EMS OPERATIONS	02505012 FORD F150 56470	75,000
FIRE EMS OPERATIONS	02505013 UTV TRAILER 59272	5,000
FIRE EMS OPERATIONS	02505014 UTV TRAILER 59034	5,000
FIRE EMS OPERATIONS	02505015 ST GENERATOR 150KW GEN0 FS24	217,000
FIRE EMS OPERATIONS	02505016 STATION GENERATOR 1057 FS21	196,000
FIRE EMS OPERATIONS	02505017 FORD F150 NEW1	70,000
FIRE EMS OPERATIONS	02505019 UTV UTILITY VEHICLE NEW (FS39)	40,000
FIRE EMS OPERATIONS	02505020 UTV TRAILER NEW (FS39)	6,000
11901 COMMUNITY DEVELOPMEN BLK GRANT		
COMMUNITY DEVELOPMENT	025001 FORD MAVERICK NEW1	39,000
12801 FIRE/RESCUE-IMPACT FEE		
FIRE EMS OPERATIONS	02505032 ACELA TACTICAL TANKER NEW	575,000
40100 WATER AND SEWER FUND		
WATER UTILITIES OPERATIONS	02508001 FORD F250 EXT CAB 4X2 52751	75,200
WATER UTILITIES OPERATIONS	02508003 TRAILER MT PRESS WSHR 070042	15,450
WATER UTILITIES OPERATIONS	02508004 THOMPSON WATER PUMP 48823	120,000
WATER UTILITIES OPERATIONS	025080 STAT GENERATOR GEN045 YL WWTP	500,000
WATER UTILITIES OPERATIONS	02508007 ST GENERATR GEN001-HTRW MST LS	200,000
WATER UTILITIES OPERATIONS	02508008 ST GENERATOR GEN094-GL WWTP 1	600,000
WATER UTILITIES OPERATIONS	02508009 ST GENERATR GEN115-SUNR MST LS	107,200
WATER UTILITIES OPERATIONS	02508010 ST GENERATR GEN116-TEN HTRW LS	107,200
WATER UTILITIES OPERATIONS	02508011 ST GENERATOR GEN110-TUSK PT LS	150,000
WATER UTILITIES OPERATIONS	02508012 ST GENERATR GEN117-TUS FRST LS	150,000
WATER UTILITIES OPERATIONS	02508013 MOBILE GENERATOR 80KW GEN132	79,500
WATER UTILITIES OPERATIONS	02508014 MOBILE GENERATOR 80KW GEN134	79,500
WATER UTILITIES OPERATIONS	02508015 MOBILE GENERATOR 80KW GEN139	79,500
WATER UTILITIES OPERATIONS	02508016 ST GENERATOR GEN090-SE REG WTP	750,000
WATER UTILITIES OPERATIONS	02508017 ST GENERATR GEN092-MRKHM WTP 1	600,000
WATER UTILITIES OPERATIONS	02508018 ST GENERATR GEN093-MRKHM WTP 2	600,000
WATER UTILITIES OPERATIONS	02508021 FORD F250 EXT CAB 4X4 NEW3	68,000
WATER UTILITIES OPERATIONS	02508026 FORD MAVERICK NEW11	39,000
WATER UTILITIES OPERATIONS	02508028 FORD MAVERICK AWD NEW13	36,000
WATER UTILITIES OPERATIONS	02508033 FUEL TRAILER MTT920 NEW	66,700
WATER UTILITIES OPERATIONS	02508042 FORD MAVERICK NEW14	41,000

COUNTYWIDE NON-BASE PROJECTS

FUND NAME	BUSINESS UNIT NAME	FY25 FINAL BUDGET
40201 SOLID WASTE FUND		
LANDFILL OPS	02509005 SHUTTLE ROAD TRACTOR 56205	263,810
LANDFILL OPS	025090 SHUTTLE ROAD TRACTOR 56203	263,810
LANDFILL OPS	02509007 SHUTTLE ROAD TRACTOR 58607	263,810
LANDFILL OPS	02509008 SHUTTLE ROAD TRACTOR 57845	263,810
LANDFILL OPS	02509009 ZERO TURN MOWER 609	16,000
LANDFILL OPS	02509010 ZERO TURN MOWER 62515	16,000
LANDFILL OPS	02509026 EXCAVATOR MOWER ATTACH NEW	71,050
TRANSFER STATION	02109016 GENERATOR KW400 GEN088	200,000
TRANSFER STATION	02509011 MAC WALKING FLOOR TRLR 52675	115,500
TRANSFER STATION	02509012 MAC WALKING FLOOR TRLR 52679	115,500
TRANSFER STATION	02509013 MAC WALKING FLOOR TRLR 56503	115,500
TRANSFER STATION	02509016 SHUTTLE ROAD TRACTOR 56207	263,810
TRANSFER STATION	02509017 SHUTTLE ROAD TRACTOR 57361	263,810
TRANSFER STATION	02509018 SHUTTLE ROAD TRACTOR 57362	263,810
TRANSFER STATION	02509019 CATERPILLAR EXCAVATOR 57671	457,000
TRANSFER STATION	02509024 OTTAWA YARD DOG NEW	148,000
FLEET Total		12,427,129

EQUIPMENT, OTHER

00100 GENERAL FUND

HUMAN RESOURCES OFFICE	02001002 EMPLOYEE PROGRAMS	75,000
CLERK OF COURT	00230000 CLERK COURT REPORTING SERVICES	30,000
LIBRARY SERVICES	000912 LIBRARY BOOKS GENERAL FUND	950,000
PARKS BUSINESS OFFICE	02504114 IMPACT FEE STUDY - PARK	10,000
EMERGENCY TELECOMMUNICATION	02301053 TOWER LIGHTNING PROTECTION LF	105,000
EMERGENCY TELECOMMUNICATION	02510031 TOWER LIGHT MAINT/REPLACEMENTS	50,000

00108 FACILITIES MAINTENANCE FUND

EMERGENCY TELECOMMUNICATION	02510016 YANKEE LAKE UPS REPLACEMENT	90,000
EMERGENCY TELECOMMUNICATION	02510017 SABAL POINT UPS REPLACEMENT	90,000

10101 TRANSPORTATION TRUST FUND

ROADS & STORMWATER	02507001 GPS GLOBAL POSITIONING SYSTEM	18,974
--------------------	--	--------

11000 TOURISM PARKS 1,2,3 CENT FUND

TOURISM	00234720 SPORTS COMPLEX	50,000
---------	-------------------------	--------

11200 FIRE PROTECTION FUND

HUMAN RESOURCES OFFICE	02501007 FIRE PRE-EMPLOYMENT EXAMS	63,000
FIRE EMS ADMINISTRATION	02505031 MEDICARE CMS AUDIT SUPPORT	35,000
FIRE EMS OPERATIONS	000671 SPECIAL OPS TRAINING EQUIPMENT	110,000
FIRE EMS OPERATIONS	000890 THERMAL IMAGERS	30,000
FIRE EMS OPERATIONS	000947 STRETCHERS	269,325
FIRE EMS OPERATIONS	000948 LIFEPAK 15 EKG MONITOR/DEFIB	563,000
FIRE EMS OPERATIONS	00007091 DEPT-WIDE HOSE REPLACEMENT PRO	75,000
FIRE EMS OPERATIONS	00007093 SAVE EQUIPMENT	20,000

COUNTYWIDE NON-BASE PROJECTS

FUND NAME	BUSINESS UNIT NAME	FY25 FINAL BUDGET
FIRE EMS OPERATIONS	00008094 FITNESS EQUIPMENT REPLACEMENT	50,000
FIRE EMS OPERATIONS	01907136 FIRE VENTILATION FANS	15,000
FIRE EMS OPERATIONS	02005019 EXTRICATION TOOL REPLACEMENT	80,000
FIRE EMS OPERATIONS	02005999 IMPACT FEE STUDY - 11200	25,000
FIRE EMS OPERATIONS	02105040 EMS EQUIPMENT ALLOCATION	55,000
FIRE EMS OPERATIONS	02205044 PPE REPLACEMENT PROGRAM	371,000
FIRE EMS OPERATIONS	02505001 STAIR CHAIR REPLACEMENT	25,000
FIRE EMS OPERATIONS	02505002 STRYKER POWERLOAD REPLACEMENT	332,309
FIRE EMS OPERATIONS	02505003 COMPRESSOR AND CASCADE SYSTEM	80,000
FIRE EMS OPERATIONS	02505023 TRENCH RESCUE PROP	20,000
11560 2014 INFRASTRUCTURE SALES TAX		
CAPITAL PROJECTS DELIVERY	01785489 ENGINEERING CAPITALIZATION	6,872,298
WATERSHED MGT	02007123 VEGETATION/SEDIMENT REMOVAL	40,000
12804 LIBRARY-IMPACT FEE		
LIBRARY SERVICES	000913 LIBRARY BOOKS IMPACT FEES	350,000
40100 WATER AND SEWER FUND		
WATER UTILITIES OPERATIONS	000607 UNIDIRECTIONAL FLUSHING PROGRA	150,000
40201 SOLID WASTE FUND		
SW-COMPLIANCE	00244520 LANDFILL LEACHATE TANKS	10,000
00105 SEMINOLE FOREVER FUND		
GREENWAYS & NATURAL LANDS	02505114 NATURAL LANDS MGT PROJECTS	1,000,000
60304 ANIMAL SERVICES DONATIONS		
ANIMAL SERVICES	000655 ANIMAL SERVICES DONATIONS	30,000
EQUIPMENT, OTHER Total		12,139,906

TECHNOLOGY

00100 GENERAL FUND

COMMUNICATIONS	02501005 CABLECAST REFLECT PLUS	14,700
LIBRARY SERVICES	02504108 BLUECLOUD PRO SOFTWARE	12,000
COMMUNITY ASSISTANCE	02506002 NEIGHBORLY CSA MODULE	2,500
COMMUNITY ASSISTANCE	02506003 NEIGHBORLY DIGITAL FORM MODULE	7,000
FACILITIES DEVELOPMENT	02512038 PM SOFTWARE FOR CONSTR PROJ	35,000
FLEET MANAGEMENT	02512040 FLEET MAINTENANCE SOFTWARE	150,000
ENTERPRISE ADMINISTRATION	02514006 POWERBI PREMIUM	55,000
NETWORK COMMUNICATION SVCS	02514008 REDUNDANT INT FOR DATA CTRS	150,000
NETWORK COMMUNICATION SVCS	02514013 NETWORK REDESIGN & RESILIENCY	450,000
PORTFOLIO MANAGEMENT	02514016 IT PROJ MGMT SOFTWARE	25,000
PURCHASING & CONTRACTS	02518002 PURCH RFGEN INVENTORY SOFTWARE	8,000

COUNTYWIDE NON-BASE PROJECTS

FUND NAME	BUSINESS UNIT NAME	FY25 FINAL BUDGET
00111 TECHNOLOGY REPLACEMENT FUND		
WORKSTATION APPLICATIONS	00006601 SOFTWARE REPLACEMENT	180,000
WORKSTATION APPLICATIONS	00006651 TECHNOLOGY REPLACEMENT	975,945
WORKSTATION APPLICATIONS	00006839 NETWORK EQUIPMENT REFRESH	300,000
WORKSTATION APPLICATIONS	02014007 FIRE DEPT MOBILE REFRESH PLAN	570,798
11200 FIRE PROTECTION FUND		
FIRE EMS OPERATIONS	02205048 DRONE PROGRAM ENHANCEMENT	25,000
FIRE PREVENTION	02505027 FIRE INSPECTION PROG SOFTWARE	48,000
12500 EMERGENCY 911 FUND		
E-911	02510027 REG E911 GIS REPOSITORY	190,000
E-911	02510029 E911 ANALYSTICS SOFTWARE	150,000
13100 ECONOMIC DEVELOPMENT		
ECONOMIC DEVELOPMENT	02501003 ECON DEV CONF ROOM TECH	7,500
40100 WATER AND SEWER FUND		
WATER UTILITIES ENGINEERING	02308002 ES ASSET MGMT SOFTWARE	1,300,000
WATER UTILITIES OPERATIONS	02508038 SCADA NETWORK SEGMENTATION	400,000
WATER UTILITIES OPERATIONS	02508039 WIRELESS COMM FOR WTP	100,000
WATER UTILITIES OPERATIONS	02508040 SCADA SANDBOX SERVER	75,000
40108 WATER & SEWER CAPITAL IMPROVEM		
WATER UTILITIES ENGINEERING	00283006 SCADA AND SECURITY SYSTEMS IMP	1,000,000
40201 SOLID WASTE FUND		
TRANSFER STATION	02009001 GPS FLEET TRACKING SOFTWARE	20,000
TECHNOLOGY Total		6,251,443

FACILITIES PROJECTS

00100 GENERAL FUND

SHERIFF'S OFFICE	00006929 SHERIFF CAPITAL ASSETS - JAIL	1,575,000
------------------	--	-----------

00108 FACILITIES MAINTENANCE FUND

SHERIFF'S OFFICE	02502003 JAIL LARGE BREAKER REP SQ D	150,000
SHERIFF'S OFFICE	02502006 JAIL ISOLATION CELL DOORS	190,000
ANIMAL SERVICES	02401006 KENNEL DOOR/FRAME REPLACE (28)	40,000
ANIMAL SERVICES	02510013 ANIMAL SVC REFRACTORY REP	17,000
ANIMAL SERVICES	02510015 KENNEL HVAC COOLING SOLUTION	400,000
FACILITIES MAINTENANCE	00007008 BCC FACILITIES IMPROVEMTS-ARPA	1,500,000
FACILITIES MAINTENANCE	00007084 GENERAL GOVT PLANNED WRK 00100	3,000
FACILITIES MAINTENANCE	02512017 CSB 2ND FL SVR RM LEIBERTS (2)	165,000
FACILITIES MAINTENANCE	02512018 CSB 1ST FL SVR RM LEIBERTS (1)	80,000
FACILITIES MAINTENANCE	02512019 REPLACE RTU FOR CM/3024/3026	135,000
FACILITIES MAINTENANCE	02512021 PSB 3RD FL SVR RM LEIBERTS (2)	165,000

COUNTYWIDE NON-BASE PROJECTS

FUND NAME	BUSINESS UNIT NAME	FY25 FINAL BUDGET
FACILITIES MAINTENANCE	02512022 REPLACE RTU JAIL CONTROL ROOM	80,000
FACILITIES MAINTENANCE	02512023 JJC BLDG AUTO SYS CONTROL	55,000
FACILITIES MAINTENANCE	02512029 PSB ATS INT REFURB	370,000
11200 FIRE PROTECTION FUND		
FIRE EMS OPERATIONS	00007115 FIRE FACILITIES SUSTAINMENT	450,000
FIRE EMS OPERATIONS	02205006 FS INDIVIDUAL RESTROOMS 12	400,000
FIRE EMS OPERATIONS	02205011 FS APRON/APPARATRUS BAY REPAIR	600,000
FIRE EMS OPERATIONS	02405029 FS WINDOW REPLACEMENTS	300,000
FIRE EMS OPERATIONS	02505024 REPLACE FS 24 5 TON DX UNIT	25,000
40100 WATER AND SEWER FUND		
WATER UTILITIES ENGINEERING	02508035 SCADA CONTROL CENTER UPGRADE	10,000
WATER UTILITIES OPERATIONS	02508034 GRNWD LK WRF ADMIN BLDG REHAB	40,000
FACILITIES MAINTENANCE	00007086 WATER SEWER PLANNED WORK 40100	10,000
40201 SOLID WASTE FUND		
SW-COMPLIANCE	02509030 ROLLING DOOR REPLACEMENT	200,000
FLEET MANAGEMENT	02512041 TRANSFER STATION AWNING	20,000
60304 ANIMAL SERVICES DONATIONS		
ANIMAL SERVICES	02510012 NEW CATIO INTERIOR DESIGN	30,000
FACILITIES PROJECTS Total		7,010,000

GRANTS

00112 MAJOR PROJECTS FUND

FINANCIAL MGMT GRANTS	02318012 ARPA ATTAINABLE HOUSING TRUST	517,500
-----------------------	--	---------

11800 EMS TRUST FUND

FIRE EMS ADMINISTRATION	02405034 EMS TRUST GRANT FY23/24	43,762
-------------------------	----------------------------------	--------

11901 COMMUNITY DEVELOPMEN BLK GRANT

COMMUNITY DEVELOPMENT	06652425 CDBG GRANT 24-25	2,161,355
-----------------------	---------------------------	-----------

11902 HOME PROGRAM GRANT

HOME GRANTS	06662425 HOME PROGRAM 24-25	840,010
-------------	-----------------------------	---------

11904 EMERGENCY SHELTER GRANTS

EMERGENCY SHELTER GRANTS	06682425 EMERGENCY SHELTER GRANT 24-25	190,975
--------------------------	--	---------

11905 COMMUNITY SVC BLOCK GRANT

COMMUNITY ASSISTANCE	06622526 CSBG GRANT 25-26	287,972
----------------------	---------------------------	---------

11908 DISASTER PREPAREDNESS

EMERGENCY MANAGEMENT	02410008 EMAP FY 24-25	20,500
----------------------	------------------------	--------

COUNTYWIDE NON-BASE PROJECTS

FUND NAME	BUSINESS UNIT NAME	FY25 FINAL BUDGET
EMERGENCY MANAGEMENT	02510033 EMPG FY 24-25	119,956
EMERGENCY MANAGEMENT	02610002 EMPA FY 25-26	105,806
11909 MOSQUITO CONTROL GRANT		
MOSQUITO CONTROL	00077434 MOSQUITO CONTROL GRANT	61,856
11912 PUBLIC SAFETY GRANTS (STATE)		
EMERGENCY MANAGEMENT	02610001 HAZARD ANALYSIS GRANT 25/26	2,800
11919 COMMUNITY SVC GRANTS		
HOME GRANTS	00276961 SHELTER PLUS CARE	761,567
11930 RESOURCE MANAGEMENT GRANTS		
FINANCIAL MGMT GRANTS	02518003 DCF COURT DIVERSION PROGRAMS	413,148
FINANCIAL MGMT GRANTS	02518004 SAMHSA ADC GRANT	397,700
11933 FEDERAL MITIGATION GRANTS		
ENGINEERING SUPPORT	02007158 HMGP GRANT-HILLVIEW DR	1,356,262
11940 ENVIRONMENTAL SERVICES GRANTS		
WATERSHED MGT	02509031 SEPTIC UPGRADE PROGRAM-WEKIVA	2,211,450
12026 SHIP AFFORDABLE HOUSING 25/26		
SHIP GRANTS	06672526 SHIP AFFORDABLE HOUSING 25/26	5,524,124
12303 OPIOID SETTLEMENT		
COMMUNITY HEALTH	02406004 CNTY/CTY/RGN OPIOID SETTLEMENT	8,726,785
COMMUNITY HEALTH	02406005 STATE CORE OPIOID SETTLEMENT	437,500
GRANTS Total		24,181,028
Grand Total		154,644,939